

# Office of Student Financial Assistance

## FY 2008 Annual Report

January 2009

**MARYLAND HIGHER EDUCATION COMMISSION**

**Kevin M. O’Keefe, Chairman**

**Donald J. Slowinski, Sr., Vice Chairman**

**Joshua Ackerman**

**Joann A. Boughman**

**Mark R. Frazer**

**Anwer Hasan**

**Leronia A. Josey**

**James G. Morgan**

**Nhora Barrera Murphy**

**Emmett Paige, Jr.**

**Chung K. Pak**

**Paul L. Saval**

**James E. Lyons, Sr.  
Secretary of Higher Education**

**Martin O’Malley  
Governor**

**Anthony G. Brown  
Lt. Governor**

# Office of Student financial Assistance

## Annual Report

### Table of Contents

Introduction.....	1
Summary of State Financial Assistance.....	1
Summary of College Awareness and Outreach Activities.....	5
New Financial Aid Processing System.....	9
Funding Initiatives .....	10
Significant Activities .....	11
Maryland Financial Assistance Program Funding and Recipient Distribution by Postsecondary Institution -FY 2008 & FY 2007 .....	13
Appendix I .....	49
Need-Based Programs.....	49
Legislative Programs .....	50
Merit-Based Programs .....	50
Career and Occupational Programs .....	51
Unique Population Programs .....	53



## **Introduction**

The Office of Student Financial Assistance (OSFA) is an office within the Maryland Higher Education Commission (MHEC) responsible for the administration of twenty-two State financial assistance programs. These programs are designed to improve access to higher education for needy students; encourage students to major in areas of great economic need to the State, such as teaching and nursing; and encourage Maryland's brightest students to attend college in the State. Maryland students use the assistance from these programs at community colleges, independent colleges and universities, private career schools, and the State's public four-year campuses. Programs are classified in one of five categories:

- Need-based Aid Programs
- Legislative Programs
- Merit-based Programs
- Career and Occupational Programs
- Unique Population Programs

Many of our State grants and scholarships combine aspects of several of these categories in that they may require a specific grade point average, require a service obligation and have income limitations. However, programs are classified by the predominant awarding criteria and program goal. With few exceptions Maryland residency is required for all State financial assistance and students are required to attend a college in Maryland. The majority of State financial assistance programs are targeted to full-time undergraduate students, with only a small percentage of the funds going to part-time and graduate students. Descriptions of each financial assistance program by category can be found in Appendix I.

In addition to administering State financial assistance programs, OSFA has been charged with expanding its outreach activities to increase college awareness and access with particular emphasis on the State's lowest income population. To meet this obligation, OSFA has partnered with the Office of Grants within MHEC to carryout this function, which also includes outreach to middle school students and their parents. OSFA, in collaboration with other organizations in the State, coordinates and conducts college awareness and outreach activities to ensure that students and parents are well informed of State financial assistance opportunities and students have adequate college preparation information. This is critical to ensuring that every Maryland citizen has access to higher education and can contribute to the further development of Maryland's economic health and vitality. Summary of State Financial Assistance Programs and Awards for FY 2008

### **Summary of State Financial Assistance Programs and Awards for FY 2008**

In FY 2008, 58,352 financial aid awards were made totaling \$111.5 million. The average award was \$1,911. A breakdown of program expenditures, number of awards issued, and average award for each program can be found in Table 1 on the following page. Program expenditures are sub-totaled by category.

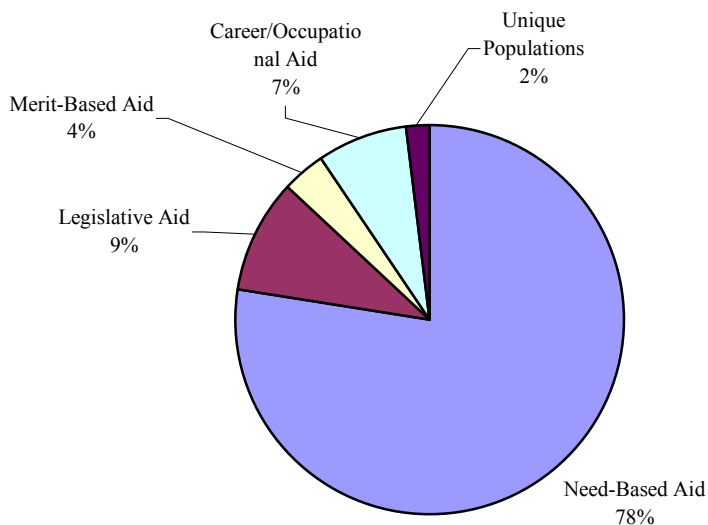
Table 1. State Financial Aid Expenditures  
Number of Awards and Average Award: FY 2008

Program	Dollars	Number of Awards	Average Award
<b>Need-Based Aid</b>			
Guaranteed Access Grant	\$ 10,862,060	1,156	\$ 9,396
Educational Assistance Grant	63,234,000	28,219	2,241
Campus-Based Educational Assistance Grant	4,848,163	2,534	1,913
Part-Time Grant	5,964,385	8,667	688
Graduate and Professional	1,500,000	584	2,568
Early College Access Grant	120,211	330	364
<b>Sub-Total</b>	<b>\$ 86,528,819</b>	<b>41,490</b>	<b>2,086</b>
<b>Legislative Aid</b>			
Senatorial	\$ 5,769,725	6,874	839
Delegate	4,736,357	5,510	860
<b>Sub-Total</b>	<b>\$ 10,506,082</b>	<b>\$ 12,384</b>	<b>848</b>
<b>Merit-Based Aid</b>			
Distinguished Scholar	\$ 3,638,250	1,245	2,922
Distinguished Scholar - Teacher	46,500	17	2,735
Distinguished Scholar - Community College Transfer	352,500	127	2,776
<b>Sub-Total</b>	<b>\$ 4,037,250</b>	<b>1,389</b>	<b>2,907</b>
<b>Career/Occupational Aid</b>			
Child Care Provider	\$ 27,125	26	1,043
Christa McAuliffe Teacher	214,108	20	10,705
Developmental Disabilities and Mental Health	283,500	152	1,865
Graduate Nursing Faculty Scholarship & Living Expenses Gr	1,136,293	69	16,468
HOPE Scholarship	1,500	1	1,500
HOPE Scholarship - Science and Technology	-	0	-
HOPE Scholarship - Teacher	50,000	12	4,167
Loan Assistance Repayment Program	1,678,499	373	4,500
Loan Assistance Repayment Program - Dent Care	362,989	11	32,999
Loan Assistance Repayment Program - PCS	432,500	17	25,441
Nursing Scholarship	953,797	406	2,349
Physical and Occupational Therapy	6,000	3	2,000
Reimbursement of Firemen	340,979	108	3,157
Optometry Tuition Reduction	148,950	18	8,275
William Donald Schaefer Scholarship	117,205	14	8,372
Workforce Shortage Student Assistance Grant	2,468,250	828	2,981
<b>Sub-Total</b>	<b>\$ 8,221,695</b>	<b>2,058</b>	<b>3,995</b>
<b>Unique Populations Aid</b>			
Tolbert	\$ 261,000	522	500
Conroy Memorial	649,392	121	5,367
GEAR UP Scholarship	658,480	265	2,485
Veterans of the Afghanistan and Iraq Conflicts	643,026	123	5,228
<b>Sub-Total</b>	<b>\$ 2,211,898</b>	<b>1,031</b>	<b>2,145</b>
<b>Grand Total</b>	<b>\$ 111,505,744</b>	<b>58,352</b>	<b>\$ 1,911</b>

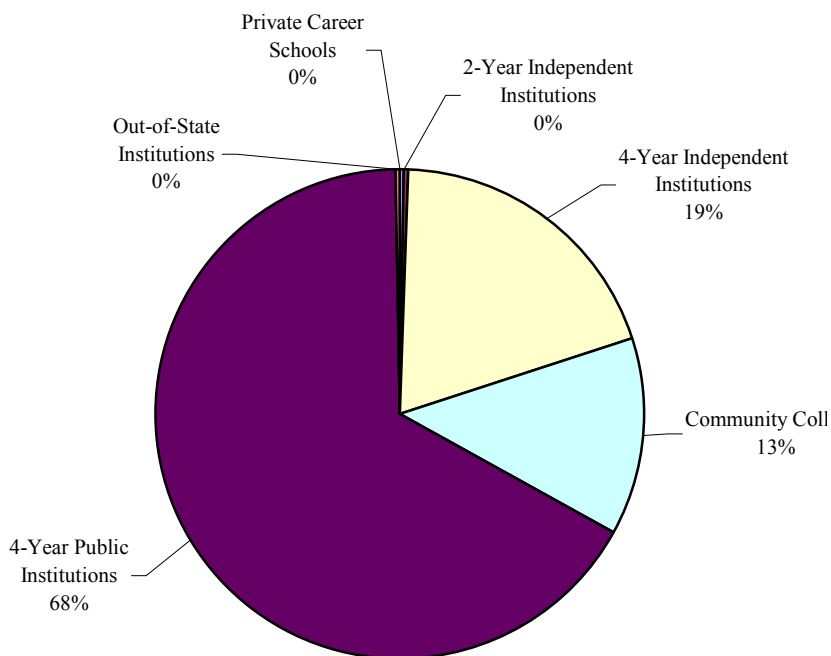
Source: MHEC Financial Aid Database

Exhibits 1 and 2 provide the distribution of program funds by category and higher education segment. Seventy-eight percent of the funds expended for State financial assistance in fiscal year 2008 were for need-based aid programs. Slightly more than two-thirds of program funding was awarded to students enrolled at four-year public institutions.

**Exhibit 1. Distribution of State Financial Aid Funds by Category FY 2008**

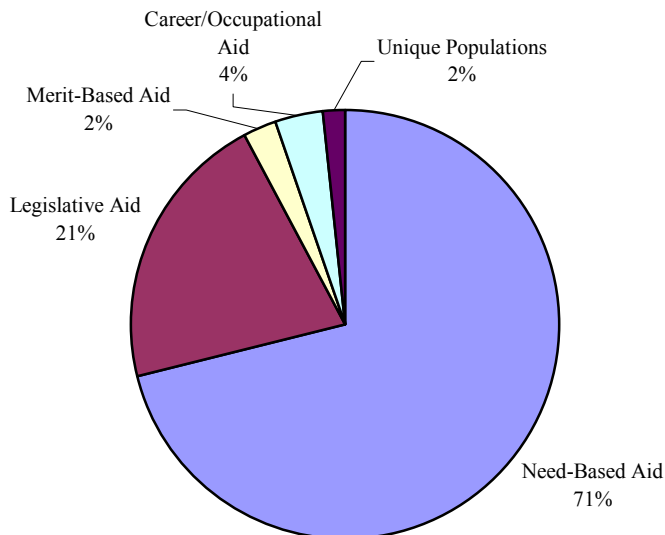


**Exhibit 2. Distribution of State Financial Aid Funding by Higher Education Segment FY 2008**

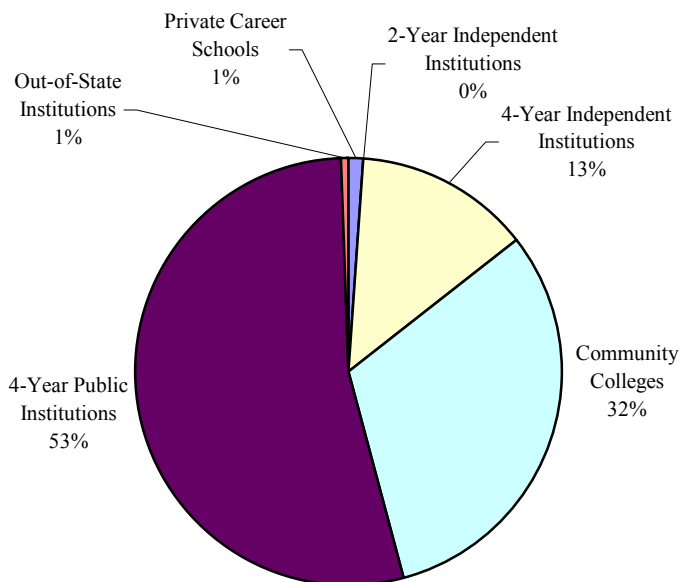


Exhibits 3 and 4 provide the distribution of program recipients by category and higher education segment. Seventy-one percent of program recipients received a need-based grant. Twenty-one percent received a legislative scholarship and four percent a career and occupational scholarship. More than half of the recipients of State financial assistance attended four-year public institutions.

**Exhibit 3. Distribution of State Financial Aid Program Recipients by Category FY 2008.**



**Exhibit 4. Distribution of State Financial Aid Program Recipients by Higher Education Segment FY 2008**





## Summary of College Awareness and Outreach Activities

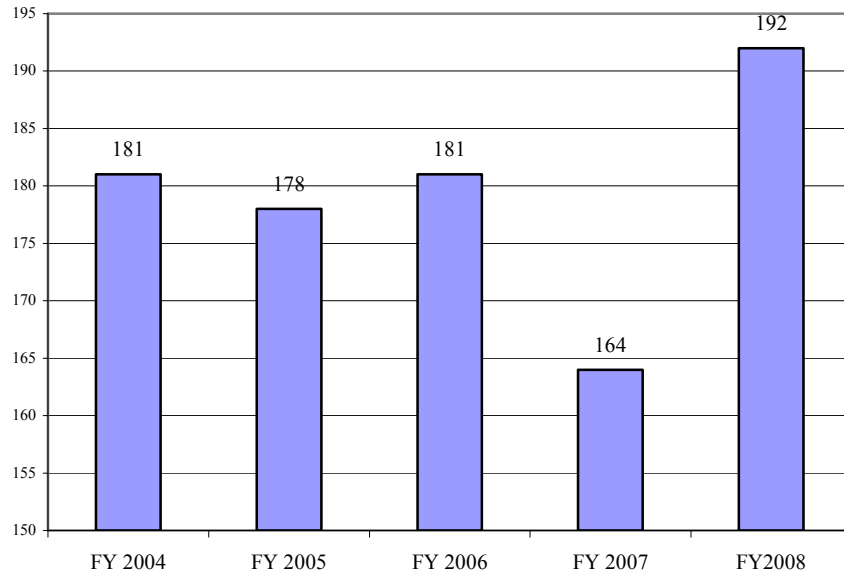
The Commission has charged the Office of Student Financial Assistance (OSFA) and the Office of Grants with expanding its outreach activities to increase college awareness and access with particular emphasis on the State's lowest income population. To achieve its outreach goal and objective, OSFA coordinates and conducts college awareness and outreach activities to ensure that students and parents are well informed of State financial assistance opportunities and that students have college preparation information. Several outreach efforts have been employed using a variety of means including workshops and presentations, publications, direct mail and web-based initiatives. These efforts are in collaboration with high schools, community groups, colleges and universities, faith-based organizations, and the media.

### Workshops and Presentations

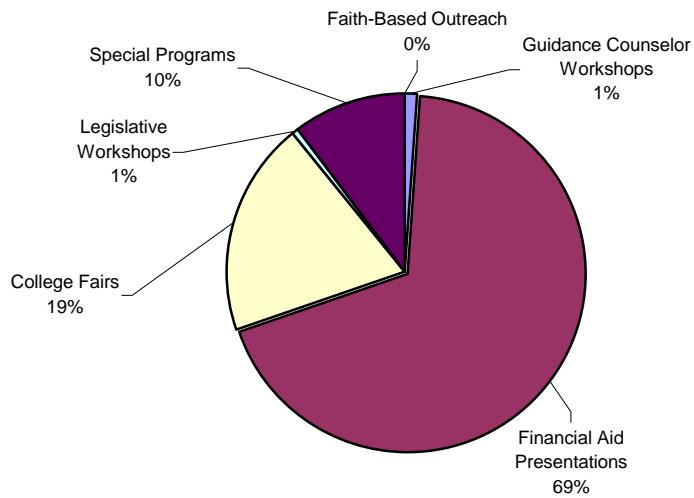
OSFA participates in numerous college night programs and financial aid workshops, with 192 events in FY 2008, a fourteen percent increase over FY 2007. OSFA has continued to partner with both community colleges and public and independent four-year institutions to provide financial aid nights at high schools throughout Maryland. OSFA provided the financial aid directors at the colleges with a copy of its financial aid presentation and the directors incorporated this presentation into the one that they would normally present at similar events. This collaboration continues to be quite successful and has enabled OSFA to honor speaking engagements for which it may not have been able to send staff. In addition, the more comprehensive presentation that a financial aid officer can provide offers the audience a more complete picture of the financial aid process. Approximately 54 percent of these events are in counties/cities where 40 percent or more of the students qualify for the free or reduced lunch program.

Financial aid workshops and presentations are held in many different venues such as guidance counselor workshops, financial aid nights at high schools, college fairs, college open house programs, and legislative workshops. The number of financial aid nights held at high schools across the State has increased significantly so that now over half of the workshops and presentations held in FY 2008 were at these venues with a great emphasis being placed on organizations assisting students in economically disadvantaged areas. (See Exhibit 6) Additionally, OSFA is now providing training for organizations such as College Bound, private career schools, as well as foster care parents, social workers, and caseworkers.

**Exhibit 5. OSFA Outreach Presentations FY 2004 to FY 2008**



**Exhibit 6. OSFA Outreach Activities by Category FY 2008**



## Publications

Working together, OSFA and MHEC's Office of Grants have expanded outreach to include the production and distribution of materials to assist middle school students, the Hispanic population, and increased efforts targeted to low-income students. Outside grant funding from USA Funds has been received to produce the *Student Guide to Higher Education and Financial Aid in Maryland* in Spanish and the new junior calendar, "Step Up For College", an academic calendar for high school juniors. The calendar, which covers the final months of the junior year and all of the months of the students' senior year in high school, provides month-by-month information about what students need to do to prepare for college, SAT and ACT test information, when to write their college essays, as well as financial aid information. The calendar was very well received by the students, parents and counselors.

Funds were provided by USA Funds in FY 2007 and FY 2008 to continue the junior calendar and produce other pieces in Spanish such as the College 411 brochure, a piece for parents of middle school students, a piece for 6<sup>th</sup> and 7<sup>th</sup> graders, and the one-page publications for specific student populations and *Questions About College*. Working with the Department of Human Resources, OSFA continued to develop two one-page publications designed for foster care students and the Howard P. Rawlings Guaranteed Access Grant (GA) population, as well as information on its legislative scholarship programs. OSFA and the Grants Office will continue to work together to produce more age appropriate college awareness materials and explore other sources of funding.

A marketing partnership with the Maryland Transit Administration (MTA) was also initiated. In February 2008 large banners announcing the State financial aid application deadline were placed on 14 MTA buses. These buses traveled all the routes in Baltimore where the information could be viewed by all the citizens. The banners also promoted [www.MDgo4it.com](http://www.MDgo4it.com) as the webpage for MHEC and remained on the buses for thirty days.

Publications being produced for distribution to middle and high schools, colleges and universities, and students are listed below with a brief description.

*Student Guide to Higher Education and Financial Aid in Maryland* in English and Spanish provides students with information about almost 60 colleges and universities in Maryland, scholarships and grants to help students pay for college, programs that offer tuition assistance or scholarships, and private career schools. This publication is distributed to high school guidance counselors annually for distribution to all high school seniors. The guide is also distributed to high school early intervention programs, public libraries, colleges and universities, private career schools, and out-of-state high schools that have a significant enrollment of Maryland residents.

*College 411* a quick guide to State financial aid programs. The brochure is used at college fairs throughout the State and during financial aid workshops.

*An Academic Year: Preparing for College* developed for high school seniors as a month by month guide of activities for college preparation and a guide for choosing the best school for their future goals.

*What's Next After High School* is designed to provide 8<sup>th</sup> and 9<sup>th</sup> grade students with information on preparing for college, from taking the right classes to participating in certain activities in 9<sup>th</sup> through 12<sup>th</sup> grade. This will be distributed every other year to reach two grades at a time.

*Preparing Your Child For College*, the companion piece to *What's Next After High School*, is designed to inform parents of the importance of assisting children in furthering their education, graduation requirements, and how to pay for college. This publication is also distributed in Spanish.

*How Far Do You Want To Go?* is designed to inform 6<sup>th</sup> and 7<sup>th</sup> graders how stay on track to succeed in high school and enter college. In addition, it opens their eyes to the benefits of going to college and helps them understand that college is possible. This publication will be distributed every other year to reach two grades at a time and the next distribution will be spring 2009.

*Howard P. Rawlings Guaranteed Access Grant/Educational Assistance Grant* is a one-page brochure that gives quick information on the State's two largest need-based financial aid programs. One side provides information on the Guaranteed Access Grant, which is for the State's neediest students. The other side has information on the Educational Assistance Grant, the largest need-based aid program.

*Foster Care Tuition Waiver* is a one-page brochure that is designed for outreach to children who have resided in an out-of-home placement in Maryland. This piece was created to provide information to social workers and potential recipients about the tuition waiver's existence.

*Senatorial and Delegate Scholarships* – On the reverse side of the Foster Care piece is information on the Senatorial and Delegate Scholarship programs.

*Step Up for College* - This sixteen-month calendar, beginning in April of a student's junior year and going through the senior year, was re-designed and distributed to all Maryland high school juniors in March 2008.

### Direct Mail

To better coordinate the college awareness and outreach efforts employed by MHEC, College Preparation/State Financial Assistance Outreach Kits were distributed to all public and private high school guidance counselors, early intervention sites, legislators and other interested organizations. Based on outreach kit evaluation forms returned by the counselors, the kit has been very well received. Updates of materials continue to be produced and provided annually.

As in past years, the *Student Guide to Higher Education and Financial Aid in Maryland*, program applications, and program overview brochures were distributed to all colleges and universities, public and private high schools, public special schools, early intervention sites, legislators, and requesting organizations. In addition, thousands of application packets were mailed to individuals requesting information. Enclosed in the application packets are the materials listed above, a program contact sheet with phone numbers and email addresses for each program administrator, and a sheet listing all programs with applications on MHEC's website.

### Web-based Initiatives

A number of web-based initiatives have recently been implemented. MHEC's new webpage design was created using functionality and ease of navigation as its main goals. An easy to read index and menus based on targeted user groups welcomes all visitors. In addition, the page has a dedicated space where agency announcement are placed and scroll continually and is intended to draw visitor's attention to new information. In the "Students, Parents and Counselors" section, the following can be found:

- Applications in PDF format, conditions of award statements for renewal awards, information and descriptions of all State financial assistance programs available to Maryland residents;
- Links to other financial aid sites and colleges and universities in the State;
- "Student Inquiry" that allows students to check the status of applications and awards on-line from initial application through verification; students can also print a copy of their award letter.

- Career Training information;
- “[Advisor Tools](#)”, which gives high school guidance counselors, financial aid officers, legislators and others access to pertinent information. Guidance counselors can click on “Advisor Tools” to gain access to a “frequently asked questions” page on State financial aid programs, program applications, request a financial aid presentation at their school, or find a calculation sheet to assist with calculating Grade Point Averages (GPA) for the Distinguished Scholar Program. Financial aid officers can access the Financial Aid Officer’s Manual to assist with processing awards, program applications, and find the status of a student’s award. They can also access the Student Outreach Kit, which contains our most recent publications and materials. We have recently added links to the “Advisor Tools” section for Legislators. In this new section, legislators can access program operational manuals, audit reports, and a participation agreement and instructions to receive data from OSFA on a CD-Rom;
- “[Money For College Events](#)” is a schedule of financial aid outreach events being held around the State giving locations and event type.
- All publications are now in PDF format.

By selecting “Student Financial Assistance”, students will have access to:

- “[Paying for College](#)” information;
- “[Apply for Financial Aid](#)”, which gives the steps a student should follow to apply for federal and State aid; and,
- “[College Aid Calculator](#)”, which is used to estimate the Expected Family Contribution (EFC) for both public and private colleges, print an EFC report, and compute education loan payments for Stafford, PLUS, Perkins, and other loan programs. It will also calculate an estimated Educational Assistance Grant for Maryland residents who plan to attend a Maryland institution.

The number of applications being printed from MHEC’s website remains very high at ninety percent, and when the new financial aid processing system becomes active in FY 2010 it is expected that ninety-five percent or more of the applications will be submitted via the web.

### **New Financial Aid Processing System**

OSFA’s current financial aid processing system is more than 17 years old and requires excessive manual input to process and award aid while providing little real-time interaction by OSFA staff, students or third party users. It provides little flexibility for changes in financial aid programs guidelines or the ability to run models for testing different award scenarios.

Currently, a student must apply for any one of the twenty-two State financial aid programs by downloading, printing, completing and then returning their hardcopy application to OSFA. A separate application is required for each aid program they wish to apply for. After the application is received, a mostly manual process by OSFA staff begins to confirm the accuracy of the application data and student eligibility. After eligibility is established, an automated process awards some program funds while others require manual entry. All award notifications are hardcopy to be mailed and each require a return mail confirmation from the student to accept the award. Acceptance or rejection of an award requires manual tasks by the OSFA staff. After OSFA completes awarding, institutions access and confirm their billing rosters through a web portal. OSFA must then process that information manually to finalize the process.

OSFA is presently developing a new financial aid system, The Maryland College Aid Processing System (MD CAPS), is to be deployed in late summer 2009. MD CAPS is a web based product that will streamline business processes and include user-friendly web portals. This will allow easier sharing of information with all users, online applications, awarding, verification and notifications; expanded modeling and reporting functionality; automatic award renewals; integrated service obligation tracking; and automated billing for service obligation repayment.

OSFA, to develop MD CAPS, is using several advisory councils made up of students, financial aid officers, legislative users and internal staff. The councils were involved in the earliest joint application development sessions to draft the initial scope used in the bid process and worked with the vendor (Gold Bridge Partners, Inc.) to specify requirements. The councils will be involved in user acceptance testing before launch. This continuous collaboration has provided enormous value technically and will ease the acceptance of the new system within the user community. A project manager was hired to assist with the development and works closely with OSFA staff, the vendor, and advisory personnel. The new system is being developed using the state's System Development Life Cycle with a focus on iterative methods and will be delivered in several distinct stages. The vendor uses agile methods which rely on prototypes and frequent software deliveries for review by OSFA. OSFA has viewed prototypes of all the required subsystems and receives new components to test biweekly.

The inclusion of user friendly web portals allows communications among users in real time. The student portal gives student users the ability to complete one application for all aid programs and respond to OSFA, to complete promissory notes and service obligation forms online and to make payments on outstanding obligations. This portal will have links to various external financial aid websites and allow students to print letters, reports and other documents and the ability to update personal information in real time. Legislative users will have their own portal designed to allow the same type of functionality available for OSFA staff to make awards in real time and to communicate with OSFA to resolve student awarding issues. Institutions will report all student and award information to OSFA through their portal in real time and will be able to request or run their own custom reports and adjust student records as needed.

OSFA's portal will permit online awarding using flexible schedules and formula driven processes. This will improve access and functionality and eliminate costs associated with manual processes and hardcopy mailing for more than 100,000 notification letters and 58,000 award letters each year. OSFA staff will also have real time ability to revise awards, create/send billing rosters, track service obligations, complete application verification, make renewal awards and develop queries that will expand reporting, searching and trending capabilities as well as allow modeling to evaluate alternative award scenarios.

### **FY 2008 Funding Initiatives**

FY 2008 was the last year of the HOPE Scholarship phase-out that eliminated the HOPE Science & Technology, HOPE Maryland Teacher, HOPE General and HOPE Transfer Scholarships. Since FY 2004, HOPE funds have decreased and appropriations have increased for the Howard P. Rawlings Program of Educational Excellence Awards (EEA) resulting in an overall increase of thirty-four percent in funding for EEA from \$44.9 million to \$78.9 million. The number of EEA recipients increased twenty-eight percent from 22,958 to 31,909. During the same period total financial aid program expenditures increased thirty-one percent from \$80.1 million to \$111.5 million and total individual awards increased twenty-three percent from 44,851 to 58,352.

During the same period the Graduate and Professional Scholarship program funding increased eight hundred thirty-nine percent from \$241,284 to \$1.5 million permitting the number of awards to increase from 224 to 584. Part-Time Grant funding increased seven hundred eighty-three percent from \$1.3 million to \$6.0 million permitting the number of awards to increase from 3,195 to 8,667.

Awards under the decentralized Campus-Based Educational Assistance Grant increased from \$1.9 million in FY 2004 to \$4.8 million in FY 2008 while the number of awards increased from 1,686 to 2,534 during the same period. The change resulted from increased appropriations for FY 2008.

FY 2008 was the first year of funding for the Veterans of the Afghanistan and Iraq Conflicts Scholarship (VAIC) and \$500,000 was appropriated. Due to the number of recipients (123), funding for FY 2009 was increased to \$750,000.

The Early College Access Grant was also initiated in FY 2008 but not funded, however OSFA was able to transfer \$120,211 from financial aid programs to fund 330 students.

### **FY 2008 Significant Activities**

OSFA continued to work over the last year to implement new initiatives, reduce program complexity, streamline programs, and create efficiencies. OSFA has implemented or continued the following:

- **Implementation of the Veterans of the Afghanistan and Iraq Conflicts Scholarship Program (VAIC):** This program was created as a result of legislation passed during the 2007 General Assembly session in HB 3. This program is designed to provide financial assistance to United States armed forces personnel who served in the Afghanistan or Iraq conflicts, and their sons, daughters, or spouses attending a Maryland postsecondary institution. The scholarship was fully implemented in the 2007-2008 academic year. The annual award may not exceed 50% of the equivalent annual tuition and mandatory fees and room and board of a resident undergraduate at a four-year public institution of higher education within the University System of Maryland, other than the University of Maryland University College and the University of Maryland, Baltimore, with the highest annual expenses. During the first year of the program (FY 2008), 123 eligible students received awards.
- **Implementation of the Workforce Shortage Student Assistance Grant Program:** This program consolidates seven of OSFA's career/occupational scholarship programs. The Sharon Christa McAuliffe, Physical and Occupational Therapists, Distinguished Scholar Teacher, Child Care Provider, William Donald Schaefer, State Nursing and Developmental Disabilities Scholarships were consolidated as a result of HB 988, passed during the 2007 General Assembly session. An Advisory Council was appointed in 2007 to examine workforce shortage areas biennially. In FY 2008, the first year for this program, 1,466 awards were made totaling \$4.1 million.
- **Implementation of the Early College Access Grant Program (Dual Enrollment Grant):** This program was enacted by the 2007 Maryland General Assembly and is designed to provide financial assistance for students dually enrolled in a secondary school in Maryland and an institution of higher education in Maryland. The grant ranges from \$200 to \$1,000 annually and priority is given to students who demonstrate financial need. There was no appropriation for this program in FY 2008; however, OSFA was able to transfer \$120,211 from the need-based aid programs to award 330 students.
- **Statewide Student Loan Forum:** In response to concerns from students and institutions, OSFA surveyed Maryland public and independent institutions to gauge the extent that student loans under the Federal Family Education Loan Program (FFELP) would be available during the next award year. As a result of this survey, OSFA held a Student Loan Forum in June 2008 that brought together more than 100 representatives from lenders, schools and the U.S. Department of Education. The forum revealed that some minor problems existed as a result of some lenders leaving the FFELP program; however, all eligible student applicants were able to secure the federal loans they sought. A follow-up to the survey and forum is planned during the next fiscal year.

- **Estimation of EAG Awards:** OSFA continued the process to improve communication between OSFA and the financial aid offices to provide consistent information to all institutions for the estimation of awards. Each year in the beginning of January OSFA will provide the following information to all public and independent higher education institutions' financial aid offices to assist with the awarding of EAGs:
  - Expected Family Contribution (EFC) cut-off information of initial awards for the three prior years; and,
  - Funding level for the program for the prior three years.

Each year, in the third to fourth week of January, once the Governor introduces the budget, OSFA will provide the following information to all public and independent higher education institutions' financial aid offices to assist with the awarding of EAGs:

- Information on the awarding formula used to calculate EAG awards;
- Student eligibility information; and,
- A conservative estimate of the EFC to be reached when awarding EAG for the upcoming academic year.

### **FY 2009 Activities Underway:**

- **Development of New State Student Financial Aid System:** As previously indicated, OSFA is developing a new web-based State Student Financial Aid Processing System. The vendor has completed the requirements phase of the project and the first stage of development in September 2008. OSFA staff has been involved in providing input into the development process and testing as development continues. Completion and activation of the system is scheduled for August 2009.
- **Development of the 2009 – 2013 State Plan for Postsecondary Education:** MHEC is charged with the development of this four-year State plan and OSFA has played an active role in development of the plan's goal of "Access and Affordability". The State Plan will build on the five goals of the 2004 plan that include: Quality and Effectiveness, Access and Affordability, Diversity, Student-Centered Learning System, and Economic Growth and Vitality and will incorporate accountability through identification of outcome measures for each goal. The plan is scheduled to be completed in June 2009 and will serve as a guide for all Maryland Postsecondary Education for the next four years.
- **Advisory Council on Workforce Shortage:** In 2006 legislation passed the General Assembly that consolidated workforce-related State financial assistance programs into one program. The legislation also created an Advisory Council on Workforce Shortage to identify workforce shortage fields in the State and recommend to MHEC priority fields to be included in the new grant program and those to be removed because they no longer qualify. The Advisory Council is scheduled to meet on a biennial basis. In FY 2009, MHEC will work closely with all constituencies to complete a new review of workforce shortage occupations and make recommendations as appropriate.



## **Maryland Financial Assistance Program Funding and Recipient Distribution by Postsecondary Institution**

This section of the Annual Report provides data on the distribution of funding and recipients by program for each postsecondary institution in Maryland. Sub-totals are provided by higher education segment and program category. Tables are compiled in the following order:

### **FY 2008**

Table II. Summary of Financial Aid Funds and Recipients by Higher Education Segment and Program Category FY 2008

Table IIIa. State Financial Aid Funds FY 2008: Private Career Schools

Table IIIb. State Financial Aid Recipients FY 2008: Private Career Schools

Table IVa. State Financial Aid Funds FY 2008: 2-Year and 4-Year Independent Institutions

Table IVb. State Financial Aid Recipients FY 2008: 2-Year and 4-Year Independent Institutions

Table Va. State Financial Aid Funds FY 2008: Community Colleges and 4-Year Public Institutions

Table Vb. State Financial Aid Recipients FY 2008: Community Colleges and 4-Year Public Institutions

### **FY 2007**

Table VI. Summary of Financial Aid Funds and Recipients by Higher Education Segment and Program Category FY 2007

Table VIIa. State Financial Aid Funds FY 2007: Private Career Schools

Table VIIb. State Financial Aid Recipients FY 2007: Private Career Schools

Table VIIIa. State Financial Aid Funds FY 2007: 2- and 4-Year Independent Institutions

Table VIIIb. State Financial Aid Recipients FY 2007: 2- and 4-Year Independent Institutions

Table IXa. State Financial Aid Funds FY 2007: Community Colleges and 4-Year Public Institutions

Table IXb. State Financial Aid Recipients FY 2007: Community Colleges and 4-Year Public Institutions

Table X. State Financial Aid Expenditures FY 2007, number of Awards and Average Awards

Table II. Summary of State Financial Aid Funds and Recipients by Higher Education Segment and Program Category: FY 2008

	Dollars	Need-Based		Legislative		Merit-Based		Unique Populations		Career/Occupational		Total for Higher Education	
		Dollars	Recipients	Dollars	Recipients	Dollars	Recipients	Dollars	Recipients	Dollars	Recipients	Dollars	Recipients
Private Career Schools	\$	-	0	46,700	70	-	0	261,000	522	-	0	307,700	592
2-Year Independent Institutions		191,500	78	2,500	3	-	0	-	0	8,000	4	202,000	85
4-Year Independent Institutions		16,272,019	5,383	1,679,694	2,014	835,500	287	206,648	36	926,974	279	19,920,835	7,999
Community Colleges		16,455,456	15,723	1,702,831	2,232	46,500	18	271,981	153	615,005	443	19,091,773	18,569
4-Year Public Institutions		53,571,258	20,602	6,806,665	7,995	3,155,250	1,085	1,218,014	266	4,048,778	929	68,799,965	30,877
Out-of-State Institutions		38,586	20	267,692	269	-	0	254,255	64	148,950	18	306,278	289
<b>Postsecondary Education Total</b>	<b>\$</b>	<b>86,528,819</b>	<b>41,806</b>	<b>10,506,082</b>	<b>12,583</b>	<b>4,037,250</b>	<b>1,390</b>	<b>2,211,898</b>	<b>1,041</b>	<b>5,747,707</b>	<b>1,673</b>	<b>109,031,756</b>	<b>58,493</b>

Note: Does not include Loan Assistance Repayment Program. Overall higher education segment totals do not match total expenditures and awards in Table I due to mid-year student transfers.

Table IIIa. State Financial Aid Funds FY 2008: Private Career Schools

Institution	Legislative		Total	Unique Populations		Total	Total
	Senatorial	Delegate		VAIC	Tolbert		
Aaron's Academy of Beauty	\$ -	\$ -	\$ -	\$ -	\$ -	\$ -	\$ 4,000
All State Career School	-	900	900	-	-	-	38,900
American Beauty Academy	-	-	-	-	-	-	12,000
American School of Allied Health	-	-	-	-	-	-	7,500
Avara's Academy of Hair Design	-	-	-	-	-	-	3,500
Award Beauty School	-	-	-	-	-	-	6,000
Baltimore School of Hair Design	-	-	-	-	-	-	7,500
Baltimore School of Massage	1,000	500	1,500	-	-	-	15,000
Blades School of Hair Design	24,500	-	24,500	-	-	-	5,500
Broadcasting Institute of MD	3,000	1,600	4,600	-	-	-	3,500
Central MD School of Massage	-	-	-	-	-	-	1,000
DEL-MAR-VA Beauty Academy	1,000	-	1,000	-	-	-	7,000
Fame School of Nail Design	-	-	-	-	-	-	1,500
FLA Academy	-	500	500	-	-	-	7,500
Ghandi's Institute of Health Fnd	-	-	-	-	-	-	6,500
Hair Academies--New Carrollton	400	-	400	-	-	-	8,500
Harmon's Beauty School	-	-	-	-	-	-	1,000
International Beauty School, Bel Air MD	-	500	500	-	-	-	1,500
International Beauty School of Cumberland MD	-	-	-	-	-	-	5,000
Johns Hopkins University - Radiology	-	-	-	-	-	-	2,500
Lincoln Tech	5,100	2,150	7,250	-	-	-	11,500
Maryland Beauty Academy of Essex	200	150	350	-	-	-	7,500
Maryland Beauty Academy Owings Mills	-	-	-	-	-	-	5,500
The Medix School	2,500	900	3,400	-	-	-	22,500
Montgomery Beauty School	-	-	-	-	-	-	4,000
North American Trade Schools	-	450	450	-	-	-	33,500
Robert Paul's Academy of Cosmetology Arts/Sciences	-	600	600	-	-	-	5,500
The Sanford - Brown Institute	750	-	750	-	-	-	26,500
<b>Private Career School Sub-total</b>	<b>\$ 38,450</b>	<b>\$ 8,250</b>	<b>\$ 46,700</b>	<b>\$ -</b>	<b>\$ -</b>	<b>\$ -</b>	<b>\$ 261,000</b>
							<b>\$ 307,700</b>

Table IIIb. State Financial Aid Recipients FY 2008: Private Career Schools

Institution	Legislative		Total	Conroy	Unique Populations		Total	Total	All Programs
	Senatorial	Delegate			VAIC	Tolbert			
Aaron's Academy of Beauty	0	0	0	0	0	0	8	8	8
All State Career School (017218)	0	2	2	0	0	0	76	76	78
American Beauty Academy	0	0	0	0	0	0	24	24	24
Americare School of Allied Health	0	0	0	0	0	0	15	15	15
Avara's Academy of Hair Design	0	0	0	0	0	0	7	7	7
Award Beauty School	0	0	0	0	0	0	12	12	12
Baltimore Studio of Hair Design (016781)	0	0	0	0	0	0	15	15	15
Baltimore School of Massage	1	1	2	0	0	0	30	30	32
Blades School of Hair Design	33	0	33	0	0	0	11	11	44
Broadcasting Institute of MD	4	3	7	0	0	0	7	7	14
Central MD School of Massage	0	0	0	0	0	0	2	2	2
DEL-MAR-VA Beauty Academy	1	0	1	0	0	0	14	14	15
Fame School of Nail Design	0	0	0	0	0	0	3	3	3
FLA Academy	0	1	1	0	0	0	15	15	16
Ghandi's Institute of Health FND	0	0	0	0	0	0	13	13	13
Hair Academies--New Carrollton	1	0	1	0	0	0	17	17	18
Harmon's Beauty School	0	0	0	0	0	0	2	2	2
International Beauty School, Bel Air MD	0	2	2	0	0	0	3	3	5
International Beauty School of Cumberland MD	0	0	0	0	0	0	10	10	10
Johns Hopkins University - Radiology	0	0	0	0	0	0	5	5	5
Lincoln Tech	8	4	12	0	0	0	23	23	35
Maryland Beauty Academy of Essex	1	1	2	0	0	0	15	15	17
Maryland Beauty Academy Owings Mills	0	0	0	0	0	0	11	11	11
The Medix School	2	1	3	0	0	0	45	45	48
Montgomery Beauty School	0	0	0	0	0	0	8	8	8
North American Trade Schools	0	1	1	0	0	0	67	67	68
Robert Paul's Academy of Cosmetology Arts/Sciences	0	1	1	0	0	0	11	11	12
The Sanford - Brown Institute	0	2	2	0	0	0	53	53	55
<b>Private Career School Sub-total</b>	<b>51</b>	<b>19</b>	<b>70</b>	<b>0</b>	<b>0</b>	<b>0</b>	<b>522</b>	<b>522</b>	<b>592</b>

Table IVa. State Financial Aid Funds FY 2008: 2-Year and 4-Year Independent Institutions

Institutions	Need-Based					Legislative			
	EA	Campus Based EA	GA	Part-Time Grant	Graduate/Professional	Total	Senatorial	Delegate	Total
TESST Technology (Baltimore)	13,300	12,000	-	-	-	25,300	1,000	1,500	2,500
TESST Technology (Towson)	117,500	22,200	-	-	-	139,700	-	-	-
TESST Technology (Beltsville)	18,500	8,000	-	-	-	26,500	-	-	-
<b>Two-Year Independent Sub-total</b>	<b>\$ 149,300</b>	<b>\$ 42,200</b>	<b>\$ -</b>	<b>\$ -</b>	<b>\$ -</b>	<b>\$ 191,500</b>	<b>\$ 1,000</b>	<b>\$ 1,500</b>	<b>\$ 2,500</b>
Baltimore Hebrew University	-	-	-	252	-	252	-	-	-
Baltimore International College	432,000	36,800	111,000	3,778	-	583,578	8,400	7,250	15,650
Binah Institute of Advanced Judaic Studies	-	-	-	-	-	-	-	-	-
Capitol College	169,500	7,200	96,200	7,052	-	279,952	15,250	10,775	26,025
College of Notre Dame of Maryland	716,000	16,600	155,400	52,883	9,016	949,899	51,850	42,412	94,262
Columbia Union College	310,500	25,800	133,200	24,681	-	494,181	17,700	11,250	28,950
Goucher College	514,900	7,800	140,600	1,007	-	664,307	28,050	32,425	60,475
Hood College	1,327,000	32,100	510,600	10,578	-	1,880,278	84,050	77,325	161,375
The Johns Hopkins University	681,900	10,000	81,400	15,615	70,501	859,416	113,975	83,447	197,422
ITT Technical Institute	9,400	-	-	-	-	9,400	3,000	1,000	4,000
Kaplan College	226,150	90,700	-	29,800	-	346,650	1,800	1,000	2,800
Loyola College	647,800	8,100	96,200	756	-	752,856	80,150	54,325	134,475
Maryland Institute, College of Art	471,800	7,800	118,400	2,750	-	600,750	47,150	32,825	79,975
McDaniel College	1,662,600	31,300	214,600	1,763	-	1,910,263	93,000	72,506	165,506
Mount St. Mary's University	1,061,450	20,500	192,400	5,289	-	1,279,639	97,850	78,300	176,150
Ner Israel Rabbinical College	60,500	1,700	24,800	-	-	87,000	1,400	3,250	4,650
Sojourner-Douglass	1,023,950	107,300	16,300	74,043	-	1,221,593	29,400	24,800	54,200
St. John's College	107,300	1,700	-	-	-	109,000	15,900	2,400	18,300
Saint Mary's Seminary and University	-	-	-	-	-	-	3,400	600	4,000
Stevenson University	2,685,800	62,700	614,200	20,903	-	3,383,603	191,000	150,142	341,142
Tai Sophia Institute	-	-	-	-	-	-	3,500	1,400	4,900
Washington Bible College	41,050	3,600	-	7,052	-	51,702	900	3,212	4,112
Washington College	653,200	6,500	148,000	-	-	807,700	44,850	56,475	101,325
<b>Four-Year Independent Sub-total</b>	<b>\$ 12,802,800</b>	<b>\$ 478,200</b>	<b>\$ 2,653,300</b>	<b>\$ 258,202</b>	<b>\$ 79,517</b>	<b>\$ 16,272,019</b>	<b>\$ 932,575</b>	<b>\$ 747,119</b>	<b>\$ 1,679,694</b>

Table IVa. State Financial Aid Funds FY 2008: 2-Year and 4-Year Independent Institutions

Institutions	Merita-Based				Unique Populations				Career Occupational		
	Distinguished Scholar	DS Teacher	DSCCT	Total	Conroy	VAIC	GEAR UP	Total	Christa McAuliffe	Maryland Teacher	Science & Technology
TESST Technology (Baltimore)	-	-	-	-	-	-	-	-	-	-	-
TESST Technology (Towson)	-	-	-	-	-	-	-	-	-	-	-
TESST Technology (Beltsville)	-	-	-	-	-	-	-	-	-	-	-
<b>Two-Year Independent Sub-total</b>	<b>\$ -</b>	<b>\$ -</b>	<b>\$ -</b>	<b>\$ -</b>	<b>\$ -</b>	<b>\$ -</b>	<b>\$ -</b>	<b>\$ -</b>	<b>\$ -</b>	<b>\$ -</b>	<b>\$ -</b>
Baltimore Hebrew University	-	-	-	-	17,956	3,520	8,000	29,476	-	-	-
Baltimore International College	3,000	-	-	3,000	-	-	-	8,000	-	-	-
Binah Institute of Advanced Judaic Studies	-	-	-	-	-	-	-	8,000	-	-	-
Capitol College	3,000	-	6,000	9,000	-	1,705	250	1,955	2,265	2,500	-
College of Notre Dame of Maryland	-	-	3,000	3,000	-	7,040	-	7,040	-	-	-
Columbia Union College	27,000	-	-	27,000	-	-	-	-	-	-	-
Goucher College	22,500	3,000	18,000	43,500	-	9,026	-	9,026	30,921	-	-
Hood College	375,000	-	4,500	379,500	11,308	-	-	11,308	-	-	-
The Johns Hopkins University	-	-	-	-	-	-	-	-	-	-	-
ITT Technical Institute	-	-	-	-	-	-	-	-	-	-	-
Kaplan College	73,500	3,000	-	76,500	17,956	-	300	300	-	-	-
Loyola College	106,500	-	-	106,500	-	-	250	18,206	1,725	-	-
Maryland Institute, College of Art	72,000	3,000	6,000	81,000	15,741	9,026	250	9,000	-	-	-
McDaniel College	18,000	3,000	-	21,000	8,978	9,026	-	25,017	31,974	-	-
Mount St. Mary's University	19,500	-	-	19,500	-	-	-	18,004	-	-	-
Ner Israel Rabbinical College	-	-	-	-	-	-	-	-	-	-	-
Sojourner-Douglass	21,000	-	-	21,000	-	-	-	-	-	-	-
St. John's College	-	-	-	-	-	-	-	-	-	-	-
Saint Mary's Seminary and University	21,000	-	-	21,000	35,912	21,464	10,040	67,416	-	-	-
Stevenson University	-	-	-	-	-	-	-	-	-	-	-
Tai Sophia Institute	-	-	-	-	-	-	-	-	-	-	-
Washington Bible College	-	-	-	-	-	-	-	-	-	-	-
Washington College	24,000	-	-	24,000	1,900	-	-	1,900	-	-	-
<b>Four-Year Independent Sub-total</b>	<b>\$ 786,000</b>	<b>\$ 12,000</b>	<b>\$ 37,500</b>	<b>\$ 835,500</b>	<b>\$ 109,751</b>	<b>\$ 60,807</b>	<b>\$ 36,090</b>	<b>\$ 206,648</b>	<b>\$ 66,885</b>	<b>\$ 2,500</b>	<b>\$ -</b>



Table IVa. State Financial Aid Funds FY 2008: 2-Year and 4-Year Independent Institutions

Institutions	TOTAL ALL PROGRAMS
TESST Technology (Baltimore)	27,800
TESST Technology (Towson)	147,700
TESST Technology (Beltsville)	26,500
<b>Two-Year Independent Sub-total</b>	<b>\$ 202,000</b>
Baltimore Hebrew University	252
Baltimore International College	628,704
Binah Institute of Advanced Judaic Studies	3,000
Capitol College	313,977
College of Notre Dame of Maryland	1,158,058
Columbia Union College	547,628
Goucher College	752,782
Hood College	2,160,100
The Johns Hopkins University	1,692,610
ITT Technical Institute	13,400
Kaplan College	351,085
Loyola College	1,032,468
Maryland Institute, College of Art	796,225
McDaniel College	2,252,510
Mount St. Mary's University	1,512,293
Ner Israel Rabbinical College	111,150
Sojourner-Douglass	1,305,243
St. John's College	148,300
Saint Mary's Seminary and University	4,000
Stevenson University	4,123,661
Tai Sophia Institute	4,900
Washington Bible College	55,814
Washington College	952,675
<b>Four-Year Independent Sub-total</b>	<b>\$ 19,920,835</b>



Table IVb. State Financial Aid Recipients FY 2008: 2-Year and 4-Year Independent Institutions

Institutions	Campus Based EA			Need-Based			Legislative			Merit-Based			
	EA	Based EA	GA	Part-Time Grant	Graduate/Professional	Total	Senatorial	Delegate	Total	Distinguished Scholar	DS Teacher	DSCCT	Total
TESST Technology (Baltimore)	5	5		0	0	10	1	2	3	0	0	0	0
TESST Technology (Towson)	47	9		0	0	56	0	0	0	0	0	0	0
TESST Technology (Beltsville)	7	5		0	0	12	0	0	0	0	0	0	0
<b>Two-Year Independent Sub-total</b>	<b>59</b>	<b>19</b>	<b>0</b>	<b>0</b>	<b>0</b>	<b>78</b>	<b>1</b>	<b>2</b>	<b>3</b>	<b>0</b>	<b>0</b>	<b>0</b>	<b>0</b>
Baltimore Hebrew University	0	0		1	0	1	0	0	0	0	0	0	0
Baltimore International College	166	17		2	0	194	10	10	20	0	0	0	0
Binah Institute of Advanced Judaic Studies	0	0		0	0	0	0	0	0	1	0	0	1
Capitol College	64	3		7	0	85	14	12	26	0	0	0	0
College of Notre Dame of Maryland	263	8		97	5	384	69	55	124	1	0	2	3
Columbia Union College	113	9		18	0	149	19	10	29	0	0	1	1
Goucher College	181	3		4	0	198	33	32	65	9	0	0	9
Hood College	474	11		23	0	543	106	87	193	8	1	8	17
The John Hopkins University	240	4		16	19	285	130	86	216	128	0	2	130
ITT Technical Institute	4	0		0	0	4	2	1	3	0	0	0	0
Kaplan College	104	36		72	0	212	3	1	4	0	0	0	0
Loyola College	220	3		1	0	231	90	71	161	25	1	0	26
Maryland Institute, College of Art	166	4		3	0	181	47	37	84	36	0	0	36
McDaniel College	587	11		15	0	614	110	90	200	25	1	2	28
Mount St. Mary's University	368	10		13	4	395	117	93	210	6	1	0	7
Ner Israel Rabbinical College	23	1		3	0	27	2	5	7	7	0	0	7
Sojourner-Douglass	409	56		2	0	523	28	35	63	0	0	0	0
St. John's College	36	1		0	0	37	12	3	15	7	0	0	7
Saint Mary's Seminary and University	0	0		0	0	0	3	1	4	0	0	0	0
Stevenson University	964	22		18	0	1,047	265	197	462	7	0	0	7
Tai Sophia Institute	0	0		0	0	0	4	1	5	0	0	0	0
Washington Bible College	16	6		8	0	30	1	5	6	0	0	0	0
Washington College	231	3		10	0	244	59	58	117	8	0	0	8
<b>Four-Year Independent Sub-total</b>	<b>4,629</b>	<b>208</b>	<b>188</b>	<b>335</b>	<b>24</b>	<b>5,383</b>	<b>1,124</b>	<b>890</b>	<b>2,014</b>	<b>268</b>	<b>4</b>	<b>15</b>	<b>287</b>

Table IVb. State Financial Aid Recipients FY 2008: 2-Year and 4-Year Independent Institutions

Institutions	Unique Populations				Career Occupational							
	Conroy	VAIC	Teach for the Health of It	GEAR UP Total	Christa McAuliffe	Maryland Teacher	Science & Technology	Hope General	Fireman's Tuition	Nursing	Child Care	
TESST Technology (Baltimore)	0	0	0	0	0	0	0	0	0	0	0	0
TESST Technology (Towson)	0	0	0	0	0	0	0	0	0	0	0	0
TESST Technology (Beltsville)	0	0	0	0	0	0	0	0	0	0	0	0
<b>Two-Year Independent Sub-total</b>	<b>0</b>	<b>0</b>	<b>0</b>	<b>0</b>	<b>0</b>	<b>0</b>	<b>0</b>	<b>0</b>	<b>0</b>	<b>0</b>	<b>0</b>	<b>0</b>
Baltimore Hebrew University	0	0	0	0	0	0	0	0	0	0	0	0
Baltimore International College	2	1	0	1	3	0	0	0	0	0	0	0
Binah Institute of Advanced Judaic Studies	0	0	0	0	0	0	0	0	0	0	0	0
Capitol College	0	0	0	1	1	0	0	0	0	0	0	0
College of Notre Dame of Maryland	0	1	0	1	2	1	1	0	0	1	0	0
Columbia Union College	0	1	0	0	1	0	0	0	0	1	1	0
Goucher College	0	0	0	0	0	0	0	0	0	0	0	0
Hood College	0	1	0	0	1	3	0	0	0	0	0	0
The John Hopkins University	3	0	0	0	3	0	0	0	0	0	13	0
ITT Technical Institute	0	0	0	0	0	0	0	0	0	0	0	0
Kaplan College	0	0	0	1	1	0	0	0	0	1	0	0
Loyola College	2	0	0	1	3	1	0	0	0	0	0	0
Maryland Institute, College of Art	0	0	0	2	2	0	0	0	0	0	0	0
McDaniel College	3	1	0	1	5	2	0	0	0	0	0	0
Mount St. Mary's University	1	1	0	0	2	0	0	0	0	0	0	0
Ner Israel Rabbinical College	0	0	0	0	0	0	0	0	0	0	0	0
Sojourner-Douglass	0	0	0	0	0	0	0	0	0	0	0	0
St. John's College	0	0	0	0	0	0	0	0	0	0	0	0
Saint Mary's Seminary and University	0	0	0	0	0	0	0	0	0	0	0	0
Stevenson University	4	3	0	4	11	0	0	0	0	0	55	4
Tai Sophia Institute	0	0	0	0	0	0	0	0	0	0	0	0
Washington Bible College	0	0	0	0	0	0	0	0	0	0	0	0
Washington College	1	0	0	0	1	0	0	0	0	0	0	0
<b>Four-Year Independent Sub-total</b>	<b>16</b>	<b>9</b>	<b>0</b>	<b>12</b>	<b>36</b>	<b>7</b>	<b>1</b>	<b>0</b>	<b>0</b>	<b>3</b>	<b>69</b>	<b>4</b>

Table IVb. State Financial Aid Recipients FY 2008: 2-Year and 4-Year Independent Institutions

Institutions	Graduate					Career Occupational					TOTAL ALL PROGRAMS
	Nursing	Faculty	Fac.	Living Exp	Exp	WSSAG	Disabilities	WDS	Total	PROGRAMS	
TESST Technology (Baltimore)	0	0	0	0	0	0	0	0	0	0	13
TESST Technology (Towson)	0	0	0	0	4	0	0	0	0	4	60
TESST Technology (Beltsville)	0	0	0	0	0	0	0	0	0	0	12
<b>Two-Year Independent Sub-total</b>	<b>0</b>	<b>0</b>	<b>0</b>	<b>0</b>	<b>4</b>	<b>0</b>	<b>0</b>	<b>0</b>	<b>0</b>	<b>4</b>	<b>85</b>
Baltimore Hebrew University	0	0	0	0	0	0	0	0	0	0	252
Baltimore International College	0	0	0	0	0	0	0	0	0	0	217
Binah Institute of Advanced Judaic Studies	0	0	0	0	0	0	0	0	0	0	1
Capitol College	0	0	0	0	0	0	0	0	0	0	112
College of Notre Dame of Maryland	2	1	28	0	0	0	0	0	33	5	546
Columbia Union College	0	0	3	0	0	0	0	0	0	0	185
Goucher College	0	0	1	0	0	0	0	0	1	0	273
Hood College	0	0	8	0	0	4	0	0	15	0	769
The John Hopkins University	1	2	48	0	0	5	0	0	67	0	701
ITT Technical Institute	0	0	0	0	0	0	0	0	0	0	7
Kaplan College	0	0	0	0	0	0	0	0	1	0	218
Loyola College	0	0	12	0	0	4	2	19	0	0	440
Maryland Institute, College of Art	0	0	0	0	0	0	0	0	0	0	303
McDaniel College	0	0	7	0	0	8	0	17	0	0	864
Mount St. Mary's University	0	0	5	0	0	0	0	5	0	0	619
Ner Israel Rabbinical College	0	0	0	0	0	0	0	0	0	0	41
Sojourner-Douglass	0	0	5	0	0	5	0	10	0	0	596
St. John's College	0	0	0	0	0	0	0	0	0	0	59
Saint Mary's Seminary and University	0	0	0	0	0	0	0	0	0	0	4
Stevenson University	0	0	38	0	0	3	0	100	0	0	1,627
Tai Sophia Institute	0	0	0	0	0	0	0	0	0	0	5
Washington Bible College	0	0	0	0	0	0	0	0	0	0	36
Washington College	0	0	0	0	5	1	0	0	6	0	376
<b>Four-Year Independent Sub-total</b>	<b>3</b>	<b>3</b>	<b>160</b>	<b>30</b>	<b>2</b>	<b>279</b>	<b>3</b>	<b>2</b>	<b>279</b>	<b>7,999</b>	

Table Va. State Financial Aid Funds FY 2008: Community Colleges and 4-Year Public Institutions

Institutions	Need-Based					Legislative				
	EA	Campus-Based EA	Early College Access Grant	GA	Part-Time Grant	Graduate & Professional	Need-Based Total	Senatorial	Delegate	Legislative Total
Allegany College of Maryland	\$ 344,450	\$ 127,100	\$ -	\$ -	\$ 36,750	\$ 62,710	\$ -	\$ 18,850	\$ 18,560	\$ 37,410
Anne Arundel Community College	580,350	133,600	11,000	-	18,050	391,118	-	145,700	61,197	206,897
Baltimore City Community College	955,100	321,800	68,573	-	35,350	853,940	-	78,500	40,750	119,250
Carroll Community College	138,800	25,700	-	-	-	49,866	-	23,100	10,875	33,975
Cecil College	119,150	21,400	-	-	900	56,157	-	13,800	5,350	19,150
Chesapeake College	224,400	37,700	10,538	-	13,700	128,694	-	28,000	22,275	50,275
College of Southern Maryland	399,200	61,100	-	-	15,150	170,000	-	68,850	42,375	111,225
Community College of Baltimore County	1,331,100	407,900	20,000	-	68,350	1,108,882	-	180,750	106,950	287,700
Frederick Community College	150,150	41,300	-	-	5,650	94,946	-	30,400	18,750	49,150
Garrett College	154,650	23,700	-	-	36,550	22,164	-	3,700	2,415	6,115
Hagerstown Community College	259,750	40,800	1,850	-	4,950	114,590	-	31,700	25,150	56,850
Harford Community College	193,600	61,100	4,450	-	-	128,683	-	41,300	25,715	67,015
Howard Community College	450,650	65,700	-	-	14,700	157,908	-	46,750	25,637	72,387
Montgomery College	3,164,800	293,300	-	-	67,900	643,469	-	221,300	202,515	423,815
Prince George's Community College	698,950	61,350	-	-	11,900	531,430	-	53,300	54,687	107,987
Wor-Wic Community College	242,950	121,900	3,800	-	7,100	230,188	-	30,500	23,130	53,630
<b>Community Colleges Sub-total</b>	<b>\$ 9,408,050</b>	<b>\$ 1,845,450</b>	<b>\$ 120,211</b>	<b>\$ -</b>	<b>\$ 337,000</b>	<b>\$ 4,744,745</b>	<b>\$ -</b>	<b>\$ 1,016,500</b>	<b>\$ 686,331</b>	<b>\$ 1,702,831</b>
Bowie State University	\$ 2,761,250	\$ 217,300	\$ -	\$ -	\$ 554,900	\$ 60,191	\$ 6,852	\$ 192,450	\$ 171,863	\$ 364,313
Coppin State University	1,828,150	284,213	-	-	364,300	103,005	9,376	155,200	68,300	223,500
Frostburg State University	2,683,650	199,900	-	-	724,650	13,600	-	186,650	163,770	350,420
Salisbury University	2,546,900	121,000	-	-	315,150	20,650	34,620	317,800	297,400	615,200
Towson University	6,352,700	274,600	-	-	1,370,000	60,830	20,014	616,600	529,935	1,146,535
University of Baltimore	831,800	46,200	-	-	17,200	73,287	312,297	101,750	75,951	177,701
University of Maryland, Baltimore	423,200	13,700	-	-	-	12,591	998,738	229,550	234,200	463,750
University of Maryland, Baltimore County	5,643,350	284,400	-	-	597,600	65,732	-	324,450	265,662	590,112
University of Maryland, College Park	10,769,850	425,100	-	-	1,953,460	64,221	-	958,425	876,332	1,834,757
University of Maryland Eastern Shore	2,221,850	224,200	-	-	1,136,900	28,207	-	155,650	115,300	270,950
University of Maryland University College	513,250	50,400	-	-	10,900	395,659	-	81,250	74,887	156,137
University of Maryland University College (Asian Division)	1,900	-	-	-	-	60,443	-	-	-	-
Morgan State University	3,183,100	322,100	-	-	576,000	3,022	-	217,525	153,295	370,820
St. Mary's College of Maryland	1,112,900	19,200	-	-	250,700	-	-	133,100	109,370	242,470
<b>Four-Year Public Sub-total</b>	<b>\$ 40,873,850</b>	<b>\$ 2,482,313</b>	<b>\$ -</b>	<b>\$ -</b>	<b>\$ 7,871,760</b>	<b>\$ 961,438</b>	<b>\$ 1,381,897</b>	<b>\$ 3,670,400</b>	<b>\$ 3,136,265</b>	<b>\$ 6,806,665</b>

Table Va. State Financial Aid Funds FY 2008: Community Colleges and 4-Year Public Institutions

Institutions	Merit-Based				Unique Populations				
	Distinguished Scholar	DS Teacher	DSCCT	Merit-Based Total	Conroy	VAIC	Tench for the Health of It	GEAR UP	Total
Allegany College of Maryland	\$ -	\$ -	\$ -	\$ -	2,938	2,010	\$ -	13,175	\$ 18,123
Anne Arundel Community College	7,500	-	-	7,500	37,455	8,861	-	1,240	47,556
Baltimore City Community College	-	-	-	-	1,361	-	-	4,675	6,036
Carroll Community College	3,000	-	-	3,000	-	3,896	-	-	3,896
Cecil College	-	-	-	-	1,529	4,012	-	-	5,541
Chesapeake College	-	-	-	-	3,305	-	-	-	3,305
College of Southern Maryland	-	-	-	-	-	3,904	-	4,250	8,154
Community College of Baltimore County	4,500	-	-	4,500	6,871	41,618	-	24,120	72,609
Frederick Community College	-	-	-	-	-	3,868	-	-	3,868
Garrett College	-	-	-	-	-	-	-	28,640	28,640
Hagerstown Community College	3,000	-	-	3,000	3,150	322	-	1,590	5,062
Hartford Community College	3,000	-	-	3,000	3,246	17,506	-	-	20,752
Howard Community College	13,500	-	-	13,500	-	-	-	5,930	5,930
Montgomery College	9,000	-	-	9,000	7,523	7,152	-	3,000	17,675
Prince George's Community College	-	-	-	-	1,955	5,276	-	2,660	9,891
Wor-Wic Community College	3,000	-	-	3,000	2,404	4,614	-	7,925	14,943
<b>Community Colleges Sub-total</b>	<b>\$ 46,500</b>	<b>\$ -</b>	<b>\$ -</b>	<b>\$ 46,500</b>	<b>\$ 71,737</b>	<b>\$ 103,039</b>	<b>\$ -</b>	<b>\$ 97,205</b>	<b>\$ 271,981</b>
Bowie State University	\$ -	\$ -	\$ -	\$ -	46,415	7,886	\$ -	28,835	83,136
Coppin State University	-	-	-	-	21,754	-	-	36,550	58,304
Frostburg State University	18,000	-	9,000	27,000	35,116	54,984	-	40,810	130,910
Salisbury University	46,500	3,000	24,000	73,500	17,230	48,288	-	8,470	73,988
Towson University	141,750	6,000	58,500	206,250	56,171	134,340	-	30,520	221,031
University of Baltimore	-	-	12,000	12,000	21,473	23,964	-	-	45,437
University of Maryland, Baltimore	7,500	-	24,000	31,500	38,072	19,286	-	-	57,358
University of Maryland, Baltimore County	351,000	-	33,000	384,000	80,138	93,442	-	15,880	189,460
University of Maryland, College Park	2,065,500	19,500	126,000	2,211,000	101,810	54,845	-	23,560	180,215
University of Maryland Eastern Shore	3,000	-	-	3,000	5,908	-	-	45,800	51,708
University of Maryland University College	-	-	16,500	16,500	13,225	36,435	-	-	49,660
University of Maryland University College (Asian Division)	-	-	-	-	-	-	-	-	-
Morgan State University	7,500	-	-	7,500	12,636	5,710	-	39,830	58,176
St. Mary's College of Maryland	165,000	6,000	12,000	183,000	17,956	-	-	675	18,631
<b>Four-Year Public Sub-total</b>	<b>\$ 2,805,750</b>	<b>\$ 34,500</b>	<b>\$ 315,000</b>	<b>\$ 3,155,250</b>	<b>\$ 467,904</b>	<b>\$ 479,180</b>	<b>\$ -</b>	<b>\$ 270,930</b>	<b>\$ 1,218,014</b>

Table Va. State Financial Aid Funds FY 2008: Community Colleges and 4-Year Public Institutions

Institutions	Career/Occupational Programs							
	Firefighter	Christa McAuliffe	Maryland Teacher	Science & Technology	Hope General	Nursing	Physical & Occup. Therapy	Child Care
Allegany College of Maryland	\$ -	\$ -	\$ -	\$ -	\$ -	26,182	\$ -	-
Anne Arundel Community College	6,806	-	-	-	-	27,478	-	1,500
Baltimore City Community College	-	-	-	-	-	1,911	-	500
Carroll Community College	-	-	-	-	-	2,273	-	500
Cecil College	480	-	-	-	-	12,939	-	-
Chesapeake College	12,348	-	-	-	-	4,634	-	-
College of Southern Maryland	4,628	-	-	-	-	12,220	-	500
Community College of Baltimore County	6,231	-	-	-	-	48,417	-	500
Frederick Community College	6,490	-	-	-	-	14,419	-	1,875
Garrett College	-	-	-	-	-	-	-	-
Hagerstown Community College	2,136	-	-	-	-	5,568	-	1,000
Harford Community College	-	-	-	-	-	13,819	-	-
Howard Community College	5,565	-	-	-	-	15,871	-	-
Montgomery College	6,792	-	-	-	-	67,160	-	-
Prince George's Community College	21,037	-	-	-	-	7,345	-	2,750
Wor-Wic Community College	-	-	-	-	-	31,081	-	1,000
<b>Community Colleges Sub-total</b>	<b>\$ 72,513</b>	<b>\$ -</b>	<b>\$ -</b>	<b>\$ -</b>	<b>\$ -</b>	<b>\$ 291,317</b>	<b>\$ -</b>	<b>\$ 10,125</b>
Bowie State University	\$ -	\$ -	\$ -	\$ -	\$ -	20,960	\$ -	4,000
Coppin State University	-	5,040	-	-	-	67,500	-	2,000
Frostburg State University	-	-	2,500	-	-	-	-	2,000
Salisbury University	-	-	7,500	-	-	102,000	-	2,000
Towson University	-	-	22,500	-	-	70,500	2,000	1,000
University of Baltimore	-	43,169	-	-	-	-	-	-
University of Maryland, Baltimore	-	-	-	-	-	196,020	-	-
University of Maryland, Baltimore County	148,817	15,716	5,000	-	1,500	-	-	-
University of Maryland, College Park	62,759	83,298	5,000	-	-	-	-	2,000
University of Maryland Eastern Shore	-	-	5,000	-	-	-	4,000	-
University of Maryland University College	54,331	-	-	-	-	-	-	-
University of Maryland University College (Asian Division)	-	-	-	-	-	-	-	-
Morgan State University	-	-	-	-	-	-	-	-
St. Mary's College of Maryland	-	-	-	-	-	-	-	-
<b>Four-Year Public Sub-total</b>	<b>\$ 265,907</b>	<b>\$ 147,223</b>	<b>\$ 47,500</b>	<b>\$ -</b>	<b>\$ 1,500</b>	<b>\$ 456,980</b>	<b>\$ 6,000</b>	<b>\$ 13,000</b>

Table Va. State Financial Aid Funds FY 2008: Community Colleges and 4-Year Public Institutions

Institutions	Career/Occupational Programs						TOTAL ALL PROGRAMS
	Graduate Nursing Faculty	Grad Nursing Fac. Living Exp	WSSAG	Developmental Disabilities	WDS	Total	
Allegheny College of Maryland	\$ -	\$ -	\$ 7,000	\$ -	\$ -	\$ 33,182	\$ 659,725
Anne Arundel Community College	-	-	28,500	3,000	-	67,284	1,463,355
Baltimore City Community College	-	-	7,500	7,200	-	17,111	2,377,160
Carroll Community College	-	-	7,000	2,000	-	11,773	267,010
Cecil College	-	-	-	-	-	13,419	235,717
Chesapeake College	-	-	5,000	2,900	-	24,882	493,494
College of Southern Maryland	-	-	2,000	500	-	19,848	784,677
Community College of Baltimore County	-	-	77,250	12,400	-	144,798	3,445,839
Fredriek Community College	-	-	3,500	-	-	26,284	371,348
Garrett College	-	-	-	-	-	-	271,819
Hagerstown Community College	-	-	-	-	-	8,704	495,556
Harford Community College	-	-	18,750	1,500	-	34,069	512,669
Howard Community College	-	-	24,750	1,000	-	47,186	827,961
Montgomery College	-	-	2,000	1,300	-	77,252	4,697,211
Prince George's Community College	-	-	5,250	-	-	36,382	1,457,890
Wor-Wic Community College	-	-	19,750	1,000	-	52,831	730,342
<b>Community Colleges Sub-total</b>	<b>\$ -</b>	<b>\$ -</b>	<b>208,250</b>	<b>\$ 32,800</b>	<b>\$ -</b>	<b>615,005</b>	<b>19,091,773</b>
Bowie State University	\$ 35,977	\$ 68,750	\$ 81,500	\$ 18,750	\$ -	\$ 229,937	\$ 4,277,879
Coppin State University	60,660	193,750	260,000	47,250	4,980	641,180	3,512,028
Frostburg State University	-	-	44,000	-	-	48,500	4,178,630
Salisbury University	1,854	-	170,500	15,000	-	298,854	4,099,862
Towson University	34,062	37,500	352,500	12,750	-	575,981	10,227,941
University of Baltimore	-	-	20,000	7,500	-	27,500	1,543,422
University of Maryland, Baltimore	253,271	312,500	536,500	54,050	71,824	1,424,165	3,425,002
University of Maryland, Baltimore County	-	-	66,000	6,500	13,467	257,000	8,011,654
University of Maryland, College Park	-	-	108,000	12,000	-	273,057	17,711,660
University of Maryland Eastern Shore	-	-	12,000	7,600	-	28,600	3,965,415
University of Maryland University College	-	-	3,000	1,500	-	58,831	1,251,337
University of Maryland University College (Asian Division)	-	-	-	-	-	-	62,343
Morgan State University	27,945	50,000	53,000	17,250	-	148,195	4,668,913
St. Mary's College of Maryland	-	-	28,000	-	8,978	36,978	1,863,879
<b>Four-Year Public Sub-total</b>	<b>\$ 413,769</b>	<b>\$ 662,500</b>	<b>\$ 1,735,000</b>	<b>\$ 200,150</b>	<b>\$ 99,249</b>	<b>\$ 4,048,778</b>	<b>\$ 68,799,965</b>

Table Vb. State Financial Aid Recipients FY 2008: Community Colleges and 4-Year Public Institutions

Institutions	Need-Based						Legislative			
	EA	Campus Based EA	Early College Access Grant	Part-Time Grant	Graduate & Professional	Need-Based Total	Senatorial	Delegate	Legislative Total	
Allegany College of Maryland	244	76	0	17	91	0	428	19	33	52
Anne Arundel Community College	388	74	27	8	450	0	947	183	103	286
Baltimore City Community College	786	274	180	30	2,094	0	3,364	64	73	137
Carroll Community College	93	20	0	1	65	0	179	25	16	41
Cecil College	52	12	0	2	171	0	237	16	20	36
Chesapeake College	165	31	39	8	239	0	482	53	47	100
College of Southern Maryland	244	44	0	6	260	0	554	68	102	170
Community College of Baltimore County	1,092	344	64	55	1,120	0	2,675	249	210	459
Frederick Community College	131	29	0	0	249	0	409	45	21	66
Garrett College	60	9	0	7	50	0	126	5	9	14
Hagerstown Community College	137	21	4	7	187	0	356	41	56	97
Harford Community College	164	40	6	0	180	0	390	57	53	110
Howard Community College	285	48	0	5	192	0	530	55	38	93
Montgomery College	1,326	140	0	43	1,058	0	2,567	181	226	407
Prince George's Community College	535	37	0	13	491	0	1,076	65	76	141
Wor-Wic Community College	194	120	10	10	374	0	708	38	52	90
<b>Community Colleges Sub-total</b>	<b>6,640</b>	<b>1,319</b>	<b>330</b>	<b>163</b>	<b>7,271</b>	<b>0</b>	<b>15,723</b>	<b>1,283</b>	<b>949</b>	<b>2,232</b>
Bowie State University	1,149	85	0	65	50	7	1,356	230	194	424
Coppin State University	904	140	0	55	122	3	1,224	135	78	213
Frostburg State University	1,144	78	0	83	13	0	1,318	224	217	441
Salisbury University	1,155	48	0	36	35	24	1,298	389	420	809
Towson University	2,735	101	0	144	108	11	3,099	808	652	1,460
University of Baltimore	376	41	0	3	114	175	709	117	84	201
University of Maryland, Baltimore	188	6	0	0	17	320	531	261	215	476
University of Maryland, Baltimore County	2,264	102	0	46	89	0	2,501	432	310	742
University of Maryland, College Park	4,351	147	0	175	63	0	4,736	1,146	938	2,084
University of Maryland Eastern Shore	891	84	0	132	34	0	1,141	165	129	294
University of Maryland University College	303	22	0	2	341	0	668	108	87	195
University of Maryland University College (Asian Division)	1	0	0	0	0	0	1	0	0	0
Morgan State University	1,322	127	0	66	70	0	1,585	210	156	366
St. Mary's College of Maryland	405	7	0	18	5	0	435	162	128	290
<b>Four-Year Public Sub-total</b>	<b>17,188</b>	<b>988</b>	<b>0</b>	<b>825</b>	<b>1,061</b>	<b>540</b>	<b>20,602</b>	<b>4,387</b>	<b>3,608</b>	<b>7,995</b>



Table Vb. State Financial Aid Recipients FY 2008: Community Colleges and 4-Year Public Institutions

Institutions	Merit-Based					Unique Populations					Career/Occupational		
	Distinguished Scholar	Teacher	DSCCT	Total	Conroy	VAIC	GEAR UP	Total	Firefighter	Christa McAuliffe	Maryland Teacher		
												DS	DS
Allegany College of Maryland	0	0	0	0	2	1	8	11	0	0	0		
Anne Arundel Community College	2	0	0	2	11	5	2	18	13	0	0		
Baltimore City Community College	0	0	0	0	3	0	7	10	1	0	0		
Carroll Community College	1	0	0	1	0	2	0	2	2	0	0		
Cecil College	0	0	0	0	1	1	0	2	0	0	0		
Chesapeake College	0	0	0	0	3	0	0	3	3	0	0		
College of Southern Maryland	1	0	0	1	0	1	3	4	5	0	0		
Community College of Baltimore County	4	0	0	4	5	15	22	42	10	0	0		
Frederick Community College	2	0	1	3	0	1	0	1	1	0	0		
Garrett College	0	0	0	0	0	0	22	22	0	0	0		
Hagerstown Community College	0	0	0	0	0	1	3	4	0	0	0		
Harford Community College	0	0	0	0	3	6	0	9	0	0	0		
Howard Community College	2	0	0	2	1	0	4	5	7	0	0		
Montgomery College	4	0	0	4	2	2	1	5	3	0	0		
Prince George's Community College	0	0	0	0	3	2	3	8	22	0	0		
Wor-Wic Community College	0	0	0	0	0	3	6	9	1	0	0		
<b>Community Colleges Sub-total</b>	<b>18</b>	<b>0</b>	<b>0</b>	<b>18</b>	<b>32</b>	<b>40</b>	<b>81</b>	<b>153</b>	<b>43</b>	<b>0</b>	<b>0</b>	<b>14</b>	<b>11</b>
Bowie State University	0	0	0	0	9	2	9	20	0	0	0		
Coppin State University	0	0	0	0	5	0	15	20	0	1	0		
Frostburg State University	6	0	3	9	6	9	22	37	0	0	1		
Salisbury University	17	1	8	26	3	8	4	15	0	0	2		
Towson University	49	3	21	73	11	19	13	43	0	4	5		
University of Baltimore	0	0	5	5	3	4	0	7	0	0	0		
University of Maryland, Baltimore	3	0	10	13	6	3	0	9	0	0	0		
University of Maryland, Baltimore County	122	0	11	133	10	12	8	30	30	3	1		
University of Maryland, College Park	702	7	43	752	15	10	10	35	11	6	1		
University of Maryland Eastern Shore	1	0	0	1	1	0	18	19	0	0	1		
University of Maryland University College	0	0	7	7	6	8	0	14	21	0	0		
University of Maryland University College (Asian Division)	0	0	0	0	0	0	0	0	0	0	0		
Morgan State University	3	0	0	3	2	1	9	12	0	0	0		
St. Mary's College of Maryland	57	2	4	63	2	0	3	5	0	0	0		
<b>Four-Year Public Sub-total</b>	<b>960</b>	<b>13</b>	<b>112</b>	<b>1,085</b>	<b>79</b>	<b>76</b>	<b>111</b>	<b>266</b>	<b>62</b>	<b>14</b>	<b>11</b>		

Table Vb. State Financial Aid Recipients FY 2008: Community Colleges and 4-Year Public Institutions

Institutions	Science & Technology			Hope General		Nursing		Phys. & Occup. Therapy		Child Care		Graduate Nursing Faculty		Career/Occupational		Developmental Disabilities		TOTAL ALL PROGRAMS			
Allegany College of Maryland	0	0	20	0	0	0	0	0	0	0	0	0	0	0	0	2	0	22	0	513	
Anne Arundel Community College	0	0	34	0	0	0	0	0	0	0	0	0	0	0	0	5	0	41	0	1,294	
Baltimore City Community College	0	0	4	0	0	0	0	0	0	0	0	0	0	0	0	13	0	19	0	3,530	
Carrall Community College	0	0	6	0	0	0	0	0	0	0	0	0	0	0	0	3	0	10	0	233	
Cecil College	0	0	9	0	0	0	0	0	0	0	0	0	0	0	0	0	0	9	0	284	
Chesapeake College	0	0	10	0	0	0	0	0	0	0	0	0	0	0	0	3	0	14	0	599	
College of Southern Maryland	0	0	10	0	0	0	0	0	0	0	0	0	0	0	0	4	1	18	0	747	
Community College of Baltimore County	0	0	88	2	3	0	0	0	0	0	0	0	0	0	0	25	0	118	0	3,298	
Frederick Community College	0	0	24	0	0	0	0	0	0	0	0	0	0	0	0	1	0	28	0	507	
Garrett College	0	0	0	0	0	0	0	0	0	0	0	0	0	0	0	0	0	0	0	162	
Hagerstown Community College	0	0	10	0	0	0	0	0	0	0	0	0	0	0	0	1	0	13	0	470	
Harford Community College	0	0	37	0	0	0	0	0	0	0	0	0	0	0	0	6	0	44	0	553	
Howard Community College	0	0	19	0	0	0	0	0	0	0	0	0	0	0	0	5	0	25	0	655	
Montgomery College	0	0	54	0	0	0	0	0	0	0	0	0	0	0	0	5	0	63	0	3,046	
Prince George's Community College	0	0	13	0	0	0	0	0	0	0	0	0	0	0	0	4	0	24	0	1,249	
Wor-Wic Community College	0	0	55	0	0	0	0	0	0	0	0	0	0	0	0	2	0	60	0	867	
	0	0	0	0	0	0	0	0	0	0	0	0	0	0	0	0	0	0	0	0	0
<b>Community Colleges Sub-total</b>	<b>0</b>	<b>0</b>	<b>156</b>	<b>0</b>	<b>0</b>	<b>15</b>	<b>0</b>	<b>0</b>	<b>0</b>	<b>0</b>	<b>0</b>	<b>0</b>	<b>0</b>	<b>197</b>	<b>32</b>	<b>0</b>	<b>443</b>	<b>0</b>	<b>18,569</b>		
Bowie State University	0	0	7	0	0	2	0	0	0	0	0	0	0	0	0	9	0	46	0	1,846	
Coppin State University	0	0	23	0	0	1	0	0	0	0	0	0	0	0	0	20	1	131	0	1,588	
Frostburg State University	0	0	0	0	0	1	0	0	0	0	0	0	0	0	0	0	0	14	0	1,819	
Salisbury University	0	0	36	0	0	1	0	0	0	0	0	0	0	0	0	8	0	93	0	2,241	
Towson University	0	0	29	0	0	1	0	0	0	0	0	0	0	0	0	7	0	146	0	4,821	
University of Baltimore	0	0	0	0	0	0	0	0	0	0	0	0	0	0	0	4	0	10	0	932	
University of Maryland, Baltimore	0	0	86	0	0	0	0	0	0	0	0	0	0	0	0	23	8	303	0	1,332	
University of Maryland, Baltimore County	0	1	0	0	0	0	0	0	0	0	0	0	0	0	0	7	2	63	0	3,469	
University of Maryland, College Park	0	0	0	0	0	1	0	0	0	0	0	0	0	0	0	4	0	51	0	7,658	
University of Maryland Eastern Shore	0	0	0	0	0	2	0	0	0	0	0	0	0	0	0	4	0	10	0	1,465	
University of Maryland University College	0	0	0	0	0	0	0	0	0	0	0	0	0	0	0	1	0	24	0	908	
University of Maryland University College (Asian Division)	0	0	0	0	0	0	0	0	0	0	0	0	0	0	0	0	0	0	0	1	
Morgan State University	0	0	0	0	0	0	0	0	0	0	0	0	0	0	0	3	15	8	0	1,996	
St. Mary's College of Maryland	0	0	0	0	0	0	0	0	0	0	0	0	0	0	0	0	0	1	8	0	
<b>Four-Year Public Sub-total</b>	<b>0</b>	<b>1</b>	<b>181</b>	<b>3</b>	<b>7</b>	<b>3</b>	<b>0</b>	<b>15</b>	<b>0</b>	<b>0</b>	<b>0</b>	<b>0</b>	<b>0</b>	<b>35</b>	<b>477</b>	<b>95</b>	<b>12</b>	<b>929</b>	<b>0</b>	<b>30,877</b>	

Table VI. Summary of State Financial Aid Funds and Recipients by Higher Education Segment and Program Category: FY 2007

	Need-Based		Legislative		Merit-Based		Unique Populations		Career/Occupational		Total for Higher Education	
	Dollars	Recipients	Dollars	Recipients	Dollars	Recipients	Dollars	Recipients	Dollars	Recipients	Dollars	Recipients
Private Career Schools	\$ -	0	\$ 65,000	87	\$ -	0	\$ 266,000	532	\$ -	0	\$ 331,000	619
2-Year Independent Institutions	172,186	71	11,100	14	-	0	9,760	0	-	0	193,046	85
4-Year Independent Institutions	16,651,902	5,326	1,729,379	1,910	837,000	277	270,822	53	1,118,652	295	20,607,755	7,861
Community Colleges	14,208,591	14,288	1,752,358	2,299	40,500	17	523,066	35	1,020,796	578	17,545,311	17,217
4-Year Public Institutions	51,208,224	19,812	7,179,752	7,874	3,229,500	1,100	895,115	81	3,559,073	969	66,071,664	29,836
Out-of-State Institutions	39,981	20	241,241	245	-	0	147,184	25	-	0	428,406	290
<b>Postsecondary Education Total</b>	<b>\$ 82,280,884</b>	<b>39,517</b>	<b>\$ 10,978,830</b>	<b>12,429</b>	<b>\$ 4,107,000</b>	<b>1,394</b>	<b>\$ 2,111,947</b>	<b>726</b>	<b>\$ 5,698,521</b>	<b>1,842</b>	<b>\$ 105,177,182</b>	<b>55,908</b>

Note: Does not include Loan Assistance Repayment Program. Overall higher education segment totals do not match total expenditures and awards in Table 1 due to mid-year student transfers.

Table VIIa. State Financial Aid Funds FY 2007: Private Career Schools

Institution	Legislative		Unique Populations		Total	Total	Total
	Senatorial	Delegate	Conroy	Tolbert			
Aaron's Academy of Beauty	\$ -	\$ -	-	\$ 5,500	\$ 5,500	\$ 5,500	\$ 5,500
Accutech Business Institute	-	-	-	3,000	3,000	3,000	3,000
All State Career School	-	-	-	29,000	29,000	29,000	29,000
American Beauty Academy	-	-	-	10,500	10,500	10,500	10,500
Americare School of Allied Health	-	-	-	7,500	7,500	7,500	7,500
Avara's Academy of Hair Design	-	-	-	4,000	4,000	4,000	4,000
Award Beauty School	-	-	-	5,500	5,500	5,500	5,500
Baltimore School of Hair Design	-	1,800	-	8,500	8,500	8,500	10,300
Baltimore School of Massage	-	-	-	18,500	18,500	18,500	18,500
Blades School of Hair Design	24,750	-	-	5,000	5,000	5,000	29,750
Broadcasting Institute of MD	1,800	7,000	-	8,000	8,000	8,000	16,800
DEL-MAR-VA Beauty Academy	1,250	300	-	6,500	6,500	6,500	8,050
Fame School of Nail Design	-	-	-	500	500	500	500
Hair Academies--New Carrollton	500	-	-	11,000	11,000	11,000	11,500
Hair Expressions Academy	1,000	-	-	1,000	-	-	1,000
Harmon's Beauty School	-	-	-	500	500	500	500
International Beauty School, Bel Air MD	-	500	-	5,000	5,000	5,000	5,500
International Beauty School of Cumberland MD	-	-	-	5,000	5,000	5,000	5,000
Johns Hopkins University - Radiology	400	650	-	3,000	3,000	3,000	4,050
L'Academie de Cuisine	500	-	-	-	-	-	500
Lincoln Tech	3,350	1,600	-	46,500	46,500	46,500	51,450
Maryland Beauty Academy of Essex	-	250	-	8,000	8,000	8,000	8,250
Maryland Beauty Academy Owings Mills	-	-	-	7,500	7,500	7,500	7,500
The Medix School	2,800	1,750	-	27,500	27,500	27,500	32,050
Montgomery Beauty School	-	-	-	3,500	3,500	3,500	3,500
North American Trade Schools	-	-	-	14,000	14,000	14,000	14,000
Robert Paul's Academy of Cosmetology Arts/Sciences	-	1,500	-	6,500	6,500	6,500	8,000
Sanz School	-	500	-	-	-	-	500
Tai Sophia Institute	6,200	4,100	-	-	-	-	10,300
The Sanford - Brown Institute	500	2,000	-	16,000	16,000	16,000	18,500
<b>Private Career School Sub-total</b>	<b>\$ 43,050</b>	<b>\$ 21,950</b>	<b>\$ 65,000</b>	<b>\$ 266,000</b>	<b>\$ 266,000</b>	<b>\$ 266,000</b>	<b>\$ 331,000</b>

Table VIIIb. State Financial Aid Recipients FY 2007: Private Career Schools

Institution	Legislative		Unique Populations			Total All Programs
	Senatorial	Delegate	Total	Conroy	Tolbert	
Aaron's Academy of Beauty	0	0	0	0	11	11
Accutech Business Institute	0	0	0	0	6	6
All State Career School (017218)	0	0	0	0	58	58
American Beauty Academy	0	0	0	0	21	21
Americare School of Allied Health	0	0	0	0	15	15
Avara's Academy of Hair Design	0	0	0	0	8	8
Award Beauty School	0	0	0	0	11	11
Baltimore Studio of Hair Design (016781)	0	1	1	0	17	18
Baltimore School of Massage	0	0	0	0	37	37
Blades School of Hair Design	36	0	36	0	10	46
Broadcasting Institute of MD	3	8	11	0	16	27
DEL-MAR-VA Beauty Academy	2	1	3	0	13	16
Fame School of Nail Design	0	0	0	0	1	1
Hair Academies--New Carrollton	1	0	1	0	22	23
Hair Expressions Academy	1	0	1	0	0	1
Harmon's Beauty School	0	0	0	0	1	1
International Beauty School, Bel Air MD	0	1	1	0	10	11
International Beauty School of Cumberland MD	0	0	0	0	10	10
Johns Hopkins University - Radiology	1	1	2	0	6	8
L'Academie de Cuisine	1	0	1	0	0	1
Lincoln Tech	4	3	7	0	93	100
Maryland Beauty Academy of Essex	0	1	1	0	16	17
Maryland Beauty Academy Owings Mills	0	0	0	0	15	15
The Medix School	3	3	6	0	55	61
Montgomery Beauty School	0	0	0	0	7	7
North American Trade Schools	0	0	0	0	28	28
Robert Paul's Academy of Cosmetology Arts/Sciences	0	1	1	0	13	14
Sanz School	0	1	1	0	0	1
Tai Sophia Institute	6	5	11	0	0	11
The Sanford - Brown Institute	1	2	3	0	32	35
<b>Private Career School Sub-total</b>	<b>59</b>	<b>28</b>	<b>87</b>	<b>0</b>	<b>532</b>	<b>619</b>

Table VIIIa. State Financial Aid Funds FY 2007: 2-Year and 4-Year Independent Institutions

Institutions	Need-Based					Legislative				
	EA	Campus Based EA	GA	Part-Time Grant	Graduate/Professional	Total	Senatorial	Delegate	Total	Total
TESST Technology (Baltimore)	23,700	7,088	-	-	-	30,788	700	6,450		
TESST Technology (Towson)	72,750	7,197	5,250	-	-	85,197	1,000	1,250		
TESST Technology (Beltsville)	42,200	14,001	-	-	-	56,201	1,200	500		
<b>Two-Year Independent Sub-total</b>	<b>\$ 138,650</b>	<b>\$ 28,286</b>	<b>\$ 5,250</b>	<b>\$ -</b>	<b>\$ -</b>	<b>\$ 172,186</b>	<b>\$ 2,900</b>	<b>\$ 8,200</b>	<b>\$ -</b>	<b>1</b>
Baltimore International College	\$ 383,300	\$ 26,608	\$ 135,850	\$ 3,327	\$ -	\$ 549,085	\$ 2,800	\$ 6,150	\$ -	
Binah Institute of Advanced Judaic Studies	3,000	-	-	-	-	3,000	2,000	-	-	
Capitol College	160,900	4,253	92,950	8,080	-	266,183	10,600	8,800	-	1
College of Notre Dame of Maryland	683,600	11,668	278,850	52,996	-	1,027,114	61,200	60,850	-	12
Columbia Union College	364,100	18,865	214,500	22,339	-	619,804	7,900	14,534	-	2
Goucher College	539,800	6,400	107,250	1,188	-	654,638	22,750	41,100	-	6
Hood College	1,341,170	16,357	536,250	9,268	-	1,903,045	75,900	72,350	-	14
The Johns Hopkins University	752,400	7,500	157,300	16,160	70,759	1,004,119	118,800	139,388	-	25
Kaplan College	146,700	28,679	5,950	19,463	-	200,792	2,000	1,200	-	
Loyola College	680,250	5,234	100,100	713	-	786,297	60,400	75,511	-	12
Maryland Institute, College of Art	549,600	4,907	121,550	3,000	-	679,057	45,500	31,420	-	7
McDaniel College	1,823,440	21,155	190,470	1,426	-	2,036,491	66,750	109,856	-	17
Mount St. Mary's University	1,084,100	14,503	157,300	6,179	-	1,262,082	72,950	93,421	-	16
Ner Israel Rabbinical College	76,200	1,854	54,400	-	-	132,454	400	2,300	-	
Sojourner-Douglass	999,800	74,043	22,400	72,246	-	1,168,489	30,900	31,775	-	6
St. John's College	130,400	-	21,450	-	-	151,850	7,700	3,700	-	1
Saint Mary's Seminary and University	-	-	-	-	-	-	2,700	900	-	
Villa Julie College	2,552,260	40,347	621,450	20,052	-	3,234,109	161,250	172,999	-	32
Washington Bible College	16,900	3,162	-	7,842	-	27,904	3,800	6,550	-	1
Washington College	825,100	5,889	114,400	-	-	945,389	41,100	55,225	-	5
Women's Institute of Torah Studies	-	-	-	-	-	-	-	3,950	-	
<b>Four-Year Independent Sub-total</b>	<b>\$ 13,113,020</b>	<b>\$ 291,424</b>	<b>\$ 2,932,420</b>	<b>\$ 244,279</b>	<b>\$ 70,759</b>	<b>\$ 16,651,902</b>	<b>\$ 797,400</b>	<b>\$ 931,979</b>	<b>\$ -</b>	<b>1,77</b>

Table VIIIa. State Financial Aid Funds FY 2007: 2-Year and 4-Year Independent Institutions

Institutions	Distinguished Scholar			Merit-Based			Unique Populations			Career Occupational	
	DS Teacher	DSCCT	Total	Conroy	Teach for the Health of It	GEAR UP	Total	Christa McAuliffe	Nursing		
TESST Technology (Baltimore)	-	-	-	-	-	-	-	-	-	-	
TESST Technology (Towson)	-	-	-	-	-	-	-	-	-	-	
TESST Technology (Beltsville)	-	-	-	-	-	9,760	9,760	-	-	-	
<b>Two-Year Independent Sub-total</b>	<b>\$ -</b>	<b>\$ -</b>	<b>\$ -</b>	<b>\$ -</b>	<b>\$ -</b>	<b>\$ 9,760</b>	<b>\$ 9,760</b>	<b>\$ -</b>	<b>\$ -</b>	<b>\$ -</b>	
Baltimore International College	\$ -	\$ -	\$ -	\$ -	\$ -	12,000	12,000	\$ -	\$ -	\$ -	
Binah Institute of Advanced Judaic Studies	6,000	-	6,000	-	-	-	-	-	-	-	
Capitol College	-	-	-	3,008	-	8,000	11,008	-	-	-	
College of Notre Dame of Maryland	3,000	6,000	9,000	4,512	111,384	8,250	124,146	32,682	13,500	4,500	
Columbia Union College	-	-	-	-	-	250	250	-	-	-	
Goucher College	22,500	-	22,500	-	-	-	-	-	2,010	-	
Hood College	24,000	22,500	52,500	-	-	-	-	-	95,427	-	
The Johns Hopkins University	339,000	9,000	348,000	19,743	17,668	-	37,411	41,740	-	189,000	
Kaplan College	-	-	-	-	-	5,000	5,000	-	-	-	
Loyola College	66,000	-	66,000	8,650	-	-	8,650	9,255	-	-	
Maryland Institute, College of Art	121,500	-	124,500	-	-	5,500	5,500	-	-	-	
McDaniel College	63,000	9,000	75,000	8,650	-	870	9,520	34,660	-	-	
Mount St. Mary's University	30,000	-	33,000	8,650	-	-	8,650	-	-	-	
Ner Israel Rabbinical College	6,000	-	6,000	-	-	-	-	-	-	-	
Sojourner-Douglass	-	-	-	-	-	-	-	-	-	-	
St. John's College	18,000	-	18,000	-	-	-	-	-	-	-	
Saint Mary's Seminary and University	-	-	-	-	-	-	-	-	-	-	
Villa Julie College	28,500	3,000	31,500	17,300	10,127	21,260	48,687	29,878	270,000	-	
Washington Bible College	-	3,000	3,000	-	-	-	-	-	-	-	
Washington College	33,000	6,000	39,000	-	-	-	-	17,700	-	-	
Women's Institute of Torah Studies	-	-	-	-	-	-	-	-	-	-	
<b>Four-Year Independent Sub-total</b>	<b>\$ 760,500</b>	<b>\$ 18,000</b>	<b>\$ 837,000</b>	<b>\$ 70,513</b>	<b>\$ 139,179</b>	<b>\$ 61,130</b>	<b>\$ 270,822</b>	<b>\$ 263,352</b>	<b>\$ 477,000</b>	<b>\$ -</b>	

Table VIIIa. State Financial Aid Funds FY 2007: 2-Year and 4-Year Independent Institutions

Institutions	Career Occupational					Total	TOTAL ALL PROGRAMS
	Child Care	HOPE Science & Tech	HOPE MD Teacher	HOPE General	Developmental Disabilities		
TESST Technology (Baltimore)	-	-	-	-	-	-	37,938
TESST Technology (Towson)	-	-	-	-	-	-	87,447
TESST Technology (Beltsville)	-	-	-	-	-	-	67,661
<b>Two-Year Independent Sub-total</b>	<b>\$ -</b>	<b>\$ -</b>	<b>\$ -</b>	<b>\$ -</b>	<b>\$ -</b>	<b>\$ -</b>	<b>\$ 193,046</b>
Baltimore International College	\$ -	\$ -	\$ -	\$ -	\$ -	\$ -	570,035
Binah Institute of Advanced Judaic Studies	-	-	-	-	-	-	11,000
Capitol College	-	-	-	-	-	-	296,591
College of Notre Dame of Maryland	1,000	-	13,750	-	-	60,932	1,343,242
Columbia Union College	-	-	10,000	-	-	4,500	646,738
Goucher College	-	-	25,000	-	-	12,010	753,248
Hood College	-	-	5,000	-	8,650	141,677	2,245,472
The Johns Hopkins University	-	-	-	-	32,150	267,890	1,915,608
Kaplan College	-	-	-	-	-	-	208,992
Loyola College	-	-	-	-	15,000	41,555	1,041,413
Maryland Institute, College of Art	-	-	15,000	-	-	15,000	900,977
McDaniel College	-	-	32,500	3,000	25,800	95,960	2,393,577
Mount St. Mary's University	-	-	45,000	-	-	45,000	1,515,103
Ner Israel Rabbinical College	-	-	-	-	-	-	141,154
Sojourner-Douglass	2,000	-	-	-	35,550	37,550	1,268,714
St. John's College	-	-	-	-	-	-	181,250
Saint Mary's Seminary and University	-	-	-	-	-	-	3,600
Villa Julie College	4,500	-	30,000	-	16,500	350,878	3,999,423
Washington Bible College	-	-	-	-	-	-	41,254
Washington College	-	-	25,000	-	3,000	45,700	1,126,414
Women's Institute of Torah Studies	-	-	-	-	-	-	3,950
<b>Four-Year Independent Sub-total</b>	<b>\$ 7,500</b>	<b>\$ -</b>	<b>\$ 201,250</b>	<b>\$ 3,000</b>	<b>\$ 140,600</b>	<b>\$ 1,118,652</b>	<b>\$ 20,607,755</b>



Table VIIIb. State Financial Aid Recipients FY 2007: 2-Year and 4-Year Independent Institutions

Institutions	Campus Based EA					Need-Based				Legislative		
	EA	Based EA	GA	Part-Time Grant	Graduate/Professional	Total	Senatorial	Delegate	Total			
TESST Technology (Baltimore)	11	3	0	0	0	14	2	6	8			
TESST Technology (Towson)	30	3	1	0	0	34	1	2	3			
TESST Technology (Beltsville)	18	5	0	0	0	23	2	1	3			
<b>Two-Year Independent Sub-total</b>	<b>59</b>	<b>11</b>	<b>1</b>	<b>0</b>	<b>0</b>	<b>71</b>	<b>5</b>	<b>9</b>	<b>14</b>			
Baltimore International College	23	0	0	4	0	27	6	7	13			
Binah Institute of Advanced Judaic Studies	1	0	0	0	0	1	1	0	1			
Capitol College	63	2	8	9	0	82	10	10	20			
College of Notre Dame of Maryland	251	4	20	68	0	343	76	68	144			
Columbia Union College	140	7	16	20	0	183	10	10	20			
Goucher College	189	4	8	4	0	205	28	30	58			
Hood College	489	7	38	26	0	560	93	72	165			
The John Hopkins University	245	9	11	17	19	301	111	107	218			
Kaplan College	60	15	1	48	0	124	2	2	4			
Loyola College	238	2	7	1	0	248	75	77	152			
Maryland Institute, College of Art	198	3	9	3	0	213	47	38	85			
McDaniel College	652	9	15	1	0	677	92	104	196			
Mount St. Mary's University	388	6	11	5	0	410	89	99	188			
Ner Israel Rabbinical College	28	1	5	0	0	34	1	1	2			
Sojourner-Douglass	392	54	2	84	0	532	26	35	61			
St. John's College	44	0	2	0	0	46	7	5	12			
Saint Mary's Seminary and University	0	0	0	0	0	0	2	1	3			
Villa Julie College	959	15	47	22	0	1,043	235	206	441			
Women's Institute of Torah Studies	0	0	0	0	0	0	0	3	3			
Washington Bible College	7	2	0	11	0	20	5	4	9			
Washington College	293	2	9	0	0	304	60	68	128			
<b>Four-Year Independent Sub-total</b>	<b>4,637</b>	<b>142</b>	<b>209</b>	<b>319</b>	<b>19</b>	<b>5,326</b>	<b>970</b>	<b>940</b>	<b>1,910</b>			

Table VIIIb. State Financial Aid Recipients FY 2007: 2-Year and 4-Year Independent Institutions

Institutions	Merit-Based			Unique Populations Teach for the Health of It		Career Occupational	
	Distinguished Scholar	DS Teacher	DSCCT	Total	Conroy	Christa McAuliffe	Nursing
TESST Technology (Baltimore)	0	0	0	0	0	0	0
TESST Technology (Towson)	0	0	0	0	0	0	0
TESST Technology (Beltsville)	0	0	0	0	0	0	0
<b>Two-Year Independent Sub-total</b>	<b>0</b>	<b>0</b>	<b>0</b>	<b>0</b>	<b>0</b>	<b>0</b>	<b>0</b>
Baltimore International College	5	0	0	5	0	0	0
Binah Institute of Advanced Judaic Studies	2	0	0	2	0	0	0
Capitol College	0	0	0	0	1	0	0
College of Notre Dame of Maryland	1	0	2	3	1	37	5
Columbia Union College	0	0	0	0	0	0	2
Goucher College	8	0	0	8	0	0	1
Hood College	8	2	8	18	0	0	6
The John Hopkins University	109	0	3	112	4	3	7
Kaplan College	0	0	0	0	0	0	0
Loyola College	22	1	0	23	1	0	2
Maryland Institute, College of Art	41	1	0	42	0	0	0
McDaniel College	21	1	3	25	1	0	2
Mount St. Mary's University	10	1	0	11	1	0	0
Ner Israel Rabbinical College	2	0	0	2	0	0	0
Sojourner-Douglass	0	0	0	0	0	0	0
St. John's College	6	0	0	6	0	0	0
Saint Mary's Seminary and University	0	0	0	0	0	0	0
Villa Julie College	10	0	1	11	2	2	4
Women's Institute of Torah Studies	0	0	0	0	0	0	0
Washington Bible College	0	0	1	1	0	0	0
Washington College	11	0	2	13	0	0	2
<b>Four-Year Independent Sub-total</b>	<b>251</b>	<b>6</b>	<b>20</b>	<b>277</b>	<b>11</b>	<b>42</b>	<b>53</b>
<b>Total</b>	<b>251</b>	<b>6</b>	<b>20</b>	<b>277</b>	<b>11</b>	<b>42</b>	<b>53</b>
<b>Christa McAuliffe</b>						<b>25</b>	<b>146</b>

Table VIIIb. State Financial Aid Recipients FY 2007: 2-Year and 4-Year Independent Institutions

Institutions	Career Occupational							TOTAL ALL PROGRAMS
	Child Care	HOPE Science & Tech	HOPE MD Teacher	HOPE General	HOPE Developmental Disabilities	WDS	Total	
TESST Technology (Baltimore)	0	0	0	0	0	0	0	22
TESST Technology (Towson)	0	0	0	0	0	0	0	37
TESST Technology (Beltsville)	0	0	0	0	0	0	0	26
<b>Two-Year Independent Sub-total</b>	<b>0</b>	<b>0</b>	<b>0</b>	<b>0</b>	<b>0</b>	<b>0</b>	<b>0</b>	<b>85</b>
Baltimore International College	0	0	0	0	0	0	0	45
Binah Institute of Advanced Judaic Studies	0	0	0	0	0	0	0	4
Capitol College	0	0	0	0	0	0	0	103
College of Notre Dame of Maryland	1	0	5	0	0	0	16	544
Columbia Union College	0	0	0	0	0	0	2	205
Goucher College	0	0	2	0	0	0	3	274
Hood College	0	0	5	0	6	1	18	761
The John Hopkins University	0	0	1	0	16	0	78	517
Kaplan College	0	0	0	0	0	0	0	128
Loyola College	0	0	0	0	8	2	12	436
Maryland Institute, College of Art	0	0	3	0	0	0	3	343
McDaniel College	0	0	7	1	18	0	28	927
Mount St. Mary's University	0	0	9	0	0	0	9	619
Ner Israel Rabbinical College	0	0	0	0	0	0	0	38
Sojourner-Douglass	1	0	0	0	15	0	16	609
St. John's College	0	0	0	0	0	0	0	64
Saint Mary's Seminary and University	0	0	0	0	0	0	0	3
Villa Julie College	4	0	6	0	7	0	102	1601
Women's Institute of Torah Studies	0	0	0	0	0	0	0	3
Washington Bible College	0	0	0	0	0	0	0	30
Washington College	0	0	5	0	1	0	8	453
<b>Four-Year Independent Sub-total</b>	<b>6</b>	<b>0</b>	<b>43</b>	<b>1</b>	<b>71</b>	<b>3</b>	<b>295</b>	<b>7,861</b>

Table IXa. State Financial Aid Funds FY 2007: Community Colleges and 4-Year Public Institutions

Institutions	Need-Based					Graduate & Professional	Need-Based Total
	EA	Campus Based EA	GA	Part-Time Grant			
Allegany College of Maryland	\$ 369,250	\$ 55,505	\$ 35,100	\$ 65,117	\$ -	\$ -	\$ 524,972
Anne Arundel Community College	483,470	98,056	15,600	354,688	-	-	951,814
Baltimore City Community College	1,021,750	105,149	47,800	725,505	-	-	1,900,204
Carroll Community College	128,350	19,519	4,300	52,996	-	-	205,165
Cecil College	68,850	14,067	4,100	56,086	-	-	143,103
Chesapeake College	211,900	27,044	16,650	121,060	-	-	376,654
College of Southern Maryland	316,400	37,185	16,550	152,884	-	-	523,019
Community College of Baltimore County	1,422,018	265,094	96,750	1,069,300	-	-	2,853,162
Frederick Community College	169,750	22,791	-	85,079	-	-	277,620
Garrett College	79,350	14,394	15,050	24,478	-	-	133,272
Hagerstown Community College	206,600	27,698	14,950	114,499	-	-	363,747
Harford Community College	209,800	40,020	-	128,496	-	-	378,316
Howard Community College	374,500	40,784	13,700	160,415	-	-	589,399
Montgomery College	2,224,786	157,205	112,850	665,663	-	-	3,160,504
Prince George's Community College	793,200	-	32,800	474,055	-	-	1,300,055
Wor-Wic Community College	213,500	47,108	19,400	247,577	-	-	527,585
<b>Community Colleges Sub-total</b>	<b>\$ 8,293,474</b>	<b>\$ 971,619</b>	<b>\$ 445,600</b>	<b>\$ 4,497,898</b>	<b>\$ -</b>	<b>\$ -</b>	<b>\$ 14,208,591</b>
Bowie State University	\$ 3,012,606	\$ 115,045	\$ 522,900	\$ 66,498	\$ 6,000	\$ -	\$ 3,723,049
Coppin State University	1,749,195	141,943	440,400	101,240	7,996	-	2,440,774
Frostburg State University	2,458,900	103,050	719,950	15,446	-	-	3,297,346
Salisbury University	2,478,966	81,621	327,100	24,478	37,982	-	2,950,147
Towson University	5,912,050	172,295	1,335,415	67,968	13,266	-	7,500,994
University of Baltimore	623,900	33,722	3,950	83,178	309,305	-	1,054,055
University of Maryland, Baltimore	407,735	17,312	-	12,344	993,100	-	1,430,491
University of Maryland, Baltimore County	5,071,470	200,974	676,344	87,456	-	-	6,036,244
University of Maryland, College Park	10,205,718	271,518	2,123,650	67,010	-	-	12,667,896
University of Maryland Eastern Shore	2,398,972	93,500	1,136,650	30,182	-	-	3,659,304
University of Maryland University College	602,900	34,350	-	410,187	-	-	1,047,437
University of Maryland University College (European Division)	-	-	-	-	-	-	-
Morgan State University	3,071,150	196,200	814,850	62,978	-	-	4,145,178
St. Mary's College of Maryland	1,001,800	19,957	230,700	2,852	-	-	1,255,309
<b>Four-Year Public Sub-total</b>	<b>\$ 38,995,362</b>	<b>\$ 1,481,487</b>	<b>\$ 8,331,909</b>	<b>\$ 1,031,817</b>	<b>\$ 1,367,649</b>	<b>\$ -</b>	<b>\$ 51,208,224</b>

Table IXa. State Financial Aid Funds FY 2007: Community Colleges and 4-Year Public Institutions

Institutions	Legislative				Merit-Based			
	Senatorial	Delegate	Legislative Total	Distinguished Scholar	DS Teacher	DSCCT	Merit-Based Total	
Allegany College of Maryland	\$ 16,800	\$ 23,250	\$ 40,050	\$ -	\$ -	\$ -	\$ -	
Anne Arundel Community College	136,400	86,230	222,630	4,500	-	-	4,500	
Baltimore City Community College	70,900	58,911	129,811	-	-	-	-	
Carroll Community College	20,300	11,150	31,450	1,500	-	-	1,500	
Cecil College	9,500	8,325	17,825	-	-	-	-	
Chesapeake College	30,075	31,525	61,600	-	-	-	-	
College of Southern Maryland	38,650	59,746	98,396	3,000	-	-	3,000	
Community College of Baltimore County	185,025	136,539	321,564	9,000	-	-	9,000	
Frederick Community College	28,850	16,570	45,420	4,500	-	1,500	6,000	
Garrett College	3,800	3,575	7,375	-	-	-	-	
Hagerstown Community College	25,900	32,375	58,275	-	-	-	-	
Harford Community College	34,950	33,536	68,486	-	-	-	-	
Howard Community College	50,000	37,325	87,325	6,000	-	-	6,000	
Montgomery College	157,750	231,074	388,824	10,500	-	-	10,500	
Prince George's Community College	50,200	70,752	120,952	-	-	-	-	
Wor-Wic Community College	31,500	20,875	52,375	-	-	-	-	
<b>Community Colleges Sub-total</b>	<b>\$ 890,600</b>	<b>\$ 861,758</b>	<b>\$ 1,752,358</b>	<b>\$ 39,000</b>	<b>\$ -</b>	<b>\$ 1,500</b>	<b>\$ 40,500</b>	
Bowie State University	\$ 173,950	\$ 209,639	\$ 383,589	\$ 3,000	\$ -	\$ -	\$ 3,000	
Coppin State University	182,650	102,712	285,362	-	-	-	-	
Frostburg State University	167,750	195,780	363,530	21,000	-	12,000	33,000	
Salisbury University	283,550	353,311	636,861	57,000	12,000	37,500	106,500	
Towson University	546,450	580,253	1,126,703	129,000	15,000	45,000	189,000	
University of Baltimore	101,800	127,751	229,551	-	-	15,000	15,000	
University of Maryland, Baltimore	244,850	301,873	546,723	3,000	-	16,500	19,500	
University of Maryland Baltimore County	307,250	327,654	634,904	366,000	3,000	57,000	426,000	
University of Maryland, College Park	871,950	1,001,607	1,873,557	2,118,000	33,000	69,000	2,220,000	
University of Maryland Eastern Shore	126,500	130,819	257,319	-	-	-	-	
University of Maryland University College	86,050	83,717	169,767	1,500	-	12,000	13,500	
University of Maryland University College (European Division)	-	-	-	-	-	-	-	
Morgan State University	218,150	235,742	453,892	6,000	3,000	3,000	12,000	
St. Mary's College of Maryland	97,400	120,594	217,994	183,000	9,000	-	192,000	
<b>Four-Year Public Sub-total</b>	<b>\$ 3,408,300</b>	<b>\$ 3,771,452</b>	<b>\$ 7,179,752</b>	<b>\$ 2,887,500</b>	<b>\$ 75,000</b>	<b>\$ 267,000</b>	<b>\$ 3,229,500</b>	

Table IXa. State Financial Aid Funds FY 2007: Community Colleges and 4-Year Public Institutions

Institutions	Unique Populations				Teach for the Health of It				Career/Occupational Programs			
	Conroy	Health of It	GEAR UP	Total	Firefighter	Christa McAuliffe		Nursing				
						McAuliffe	Nursing					
Allegany College of Maryland	\$ 5,879	\$ -	\$ 40,640	\$ 46,519	\$ -	\$ -	\$ -	\$ 57,127				
Anne Arundel Community College	17,931	-	9,660	27,591	15,726	-	-	86,270				
Baltimore City Community College	5,627	-	26,480	32,107	1,449	-	-	5,708				
Carroll Community College	-	-	2,000	2,000	2,556	-	-	11,824				
Cecil College	1,326	-	-	1,326	-	-	-	22,328				
Chesapeake College	6,429	-	-	6,429	2,208	-	-	20,839				
College of Southern Maryland	-	-	9,685	9,685	6,573	-	-	20,812				
Community College of Baltimore County	6,887	261	67,840	74,988	9,329	-	-	164,101				
Frederick Community College	-	-	289	289	1,870	-	-	42,892				
Garrett College	-	-	204,595	204,595	-	-	-	-				
Hagerstown Community College	-	-	14,978	14,978	-	-	-	25,653				
Harford Community College	4,382	-	-	4,382	-	-	-	66,906				
Howard Community College	3,020	-	30,400	33,420	15,340	-	-	40,240				
Montgomery College	3,832	-	-	3,832	4,086	-	-	105,929				
Prince George's Community College	8,255	-	15,350	23,605	45,382	-	-	23,400				
Wor-Wic Community College	-	-	37,320	37,320	2,086	-	-	104,690				
<b>Community Colleges Sub-total</b>	<b>\$ 63,568</b>	<b>\$ 261</b>	<b>\$ 459,237</b>	<b>\$ 523,066</b>	<b>\$ 106,605</b>	<b>\$ -</b>	<b>\$ -</b>	<b>\$ 798,719</b>				
Bowie State University	\$ 39,589	\$ -	\$ 35,355	\$ 74,944	\$ -	\$ -	\$ 1,188	\$ 41,050				
Coppin State University	19,512	-	43,740	63,252	-	-	8,864	146,790				
Frostburg State University	22,372	-	48,810	71,182	-	-	11,492	-				
Salisbury University	17,542	-	27,825	45,367	-	-	40,254	200,945				
Towson University	61,110	69,982	89,553	220,645	-	-	167,771	152,060				
University of Baltimore	26,623	-	-	26,623	-	-	-	-				
University of Maryland, Baltimore	1,902	13,160	-	15,062	-	-	-	534,145				
University of Maryland Baltimore County	29,634	-	15,550	45,184	161,025	-	107,279	-				
University of Maryland, College Park	106,959	-	24,900	131,859	51,341	-	321,560	-				
University of Maryland Eastern Shore	5,908	-	140,219	146,127	-	-	47,186	-				
University of Maryland University College	9,930	-	-	9,930	71,045	-	-	-				
University of Maryland University College (European Division)	-	-	-	-	-	-	-	-				
Morgan State University	5,940	-	27,850	33,790	-	-	-	-				
St. Mary's College of Maryland	8,650	-	2,500	11,150	-	-	3,000	-				
<b>Four-Year Public Sub-total</b>	<b>\$ 355,671</b>	<b>\$ 83,142</b>	<b>\$ 456,302</b>	<b>\$ 895,115</b>	<b>\$ 283,411</b>	<b>\$ 708,594</b>	<b>\$ 1,074,990</b>					

Table IXa. State Financial Aid Funds FY 2007: Community Colleges and 4-Year Public Institutions

Institutions	Career/Occupational Programs											
	Physical & Occup. Therapy	Child Care	Science & Tech	HOPE MD/Teacher	HOPE General	HOPE CC Transfer	Physical & Occup. Therapy	Child Care	Science & Tech	HOPE MD/Teacher	HOPE General	HOPE CC Transfer
Allegany College of Maryland	\$ -	\$ -	\$ -	\$ -	\$ -	\$ -	\$ -	\$ -	\$ -	\$ -	\$ -	\$ -
Anne Arundel Community College	-	1,500	-	-	-	-	-	-	-	-	-	-
Baltimore City Community College	-	1,250	-	-	-	-	-	-	-	-	-	-
Carroll Community College	-	500	-	-	-	-	-	-	-	-	-	-
Cecil College	-	-	-	-	-	-	-	-	-	-	-	-
Chesapeake College	-	500	-	-	-	-	-	-	-	-	-	-
College of Southern Maryland	-	1,500	-	-	-	-	-	-	-	-	-	-
Community College of Baltimore County	4,000	2,500	-	500	-	-	-	-	-	-	-	-
Frederick Community College	-	1,750	-	-	-	-	-	-	-	-	-	-
Garrett College	-	-	-	-	-	-	-	-	-	-	-	-
Hagerstown Community College	-	1,500	-	-	-	-	-	-	-	-	-	-
Harford Community College	-	500	-	-	-	-	-	-	-	-	-	-
Howard Community College	-	1,000	-	2,000	-	-	-	-	-	-	-	-
Montgomery College	-	2,000	-	-	-	-	-	-	-	-	-	-
Prince George's Community College	-	5,125	-	-	-	-	-	-	-	-	-	-
Wor-Wic Community College	-	1,750	-	-	-	-	-	-	-	-	-	-
<b>Community Colleges Sub-total</b>	<b>\$ 4,000</b>	<b>\$ 21,375</b>	<b>\$ -</b>	<b>\$ 2,500</b>	<b>\$ -</b>	<b>\$ -</b>	<b>\$ 4,500</b>	<b>\$ 22,500</b>	<b>\$ 733,750</b>	<b>\$ 30,000</b>	<b>\$ -</b>	<b>\$ -</b>
Bowie State University	\$ -	\$ 5,000	\$ 4,500	\$ 8,750	\$ 3,000	\$ -	\$ -	\$ -	\$ -	\$ -	\$ -	\$ -
Coppin State University	-	6,500	-	12,500	-	-	-	-	-	-	-	-
Frostburg State University	-	4,000	1,500	85,000	-	-	-	-	-	-	-	-
Salisbury University	-	1,000	6,000	125,000	-	-	-	-	-	-	-	-
Towson University	20,000	7,000	3,000	257,500	13,500	-	-	-	-	-	-	-
University of Baltimore	-	-	-	-	4,500	-	-	-	-	-	-	-
University of Maryland, Baltimore	10,000	-	-	-	-	-	-	-	-	-	-	-
University of Maryland Baltimore County	-	2,000	3,000	55,000	7,500	-	-	-	-	-	-	-
University of Maryland, College Park	-	2,000	4,500	147,500	1,500	-	-	-	-	-	-	-
University of Maryland Eastern Shore	9,000	2,000	-	5,000	-	-	-	-	-	-	-	-
University of Maryland University College	-	-	-	1,250	-	-	-	-	-	-	-	-
University of Maryland University College (European Division)	-	-	-	1,250	-	-	-	-	-	-	-	-
Morgan State University	-	-	-	35,000	-	-	-	-	-	-	-	-
St. Mary's College of Maryland	-	-	-	-	-	-	-	-	-	-	-	-
<b>Four-Year Public Sub-total</b>	<b>\$ 39,000</b>	<b>\$ 29,500</b>	<b>\$ 22,500</b>	<b>\$ 733,750</b>	<b>\$ 30,000</b>	<b>\$ -</b>	<b>\$ -</b>	<b>\$ -</b>	<b>\$ -</b>	<b>\$ -</b>	<b>\$ -</b>	<b>\$ -</b>

Table IXa. State Financial Aid Funds FY 2007: Community Colleges and 4-Year Public Institutions

Institutions	Developmental Disabilities			WDS	Total	TOTAL ALL PROGRAMS
Allegany College of Maryland	\$ 2,000	\$ -	\$ -	\$ 59,127	\$ 670,668	
Anne Arundel Community College	6,800	-	-	110,296	1,316,831	
Baltimore City Community College	13,655	-	-	22,062	2,084,184	
Carroll Community College	3,500	-	-	18,380	258,495	
Cecil College	-	-	-	22,328	184,582	
Chesapeake College	3,300	-	-	26,847	471,530	
College of Southern Maryland	3,500	2,650	-	35,035	669,135	
Community College of Baltimore County	27,292	-	-	207,722	3,466,436	
Frederick Community College	1,000	-	-	47,512	376,841	
Garrett College	-	-	-	-	345,242	
Hagerstown Community College	2,000	-	-	29,153	466,153	
Harford Community College	6,100	-	-	73,506	524,690	
Howard Community College	5,400	-	-	63,980	780,124	
Montgomery College	3,900	-	-	115,915	3,679,575	
Prince George's Community College	4,000	-	-	77,907	1,522,519	
Wor-Wic Community College	2,500	-	-	111,026	728,306	
<b>Community Colleges Sub-total</b>	<b>\$ 84,947</b>	<b>\$ 2,650</b>	<b>\$ -</b>	<b>\$ 1,020,796</b>	<b>\$ 17,545,311</b>	
Bowie State University	\$ 39,750	\$ -	\$ -	\$ 103,238	\$ 4,287,820	
Coppin State University	117,000	4,714	-	296,368	3,085,756	
Frostburg State University	2,500	-	-	104,492	3,869,550	
Salisbury University	25,500	-	-	398,699	4,137,574	
Towson University	56,800	14,328	-	691,959	9,729,301	
University of Baltimore	13,500	-	-	18,000	1,343,229	
University of Maryland, Baltimore	138,050	69,200	-	751,395	2,763,171	
University of Maryland Baltimore County	29,050	17,300	-	382,154	7,524,486	
University of Maryland, College Park	18,750	-	-	547,151	17,440,463	
University of Maryland Eastern Shore	24,750	-	-	87,936	4,150,686	
University of Maryland University College	9,750	-	-	82,045	1,322,679	
University of Maryland University College (European Division)	-	-	-	-	-	
Morgan State University	44,250	12,136	-	57,636	4,702,496	
St. Mary's College of Maryland	-	-	-	38,000	1,714,453	
<b>Four-Year Public Sub-total</b>	<b>\$ 519,650</b>	<b>\$ 117,678</b>	<b>\$ -</b>	<b>\$ 3,559,073</b>	<b>\$ 66,071,664</b>	



Table IXb. State Financial Aid Recipients FY 2007: Community Colleges and 4-Year Public Institutions

Institutions	Need-Based					Legislative			
	EA	Campus Based EA	GA	Part-Time Grant	Graduate & Professional	Need-Based Total	Senatorial	Delegate	Legislative Total
Allegany College of Maryland	244	31	17	90	0	382	19	33	52
Anne Arundel Community College	388	47	8	460	0	903	183	103	286
Baltimore City Community College	786	133	30	1,519	0	2,468	64	73	137
Carroll Community College	93	12	1	102	0	208	25	16	41
Cecil Community College	52	13	2	160	0	227	16	20	36
Chesapeake College	165	25	8	228	0	426	53	47	100
College of Southern Maryland	244	24	6	258	0	532	68	102	170
Community College of Baltimore County	1,092	202	55	1,531	0	2,880	249	210	459
Frederick Community College	131	17	0	236	0	384	45	21	66
Garrett College	60	9	7	43	0	119	5	9	14
Hagerstown Community College	137	17	7	192	0	353	41	56	97
Harford Community College	164	26	0	247	0	437	57	53	110
Howard Community College	285	26	5	259	0	575	55	38	93
Montgomery College	1,326	84	43	1,110	0	2,563	181	226	407
Prince George's Community College	535	0	13	639	0	1,187	65	76	141
Wor-Wic Community College	194	42	10	398	0	644	38	52	90
<b>Community Colleges Sub-total</b>	<b>5,896</b>	<b>708</b>	<b>212</b>	<b>7,472</b>	<b>0</b>	<b>14,288</b>	<b>1,164</b>	<b>1,135</b>	<b>2,299</b>
Bowie State University	1,394	43	66	49	5	1,557	212	204	416
Coppin State University	867	67	77	155	3	1,169	146	113	259
Frostburg State University	1,035	38	82	14	0	1,169	202	232	434
Salisbury University	1,098	30	35	43	28	1,234	369	402	771
Towson University	2,539	72	140	79	5	2,835	710	675	1,385
University of Baltimore	281	16	1	111	100	509	114	121	235
University of Maryland, Baltimore	179	8	0	17	436	640	253	252	505
University of Maryland, Baltimore County	2,053	72	57	115	0	2,297	383	349	732
University of Maryland, College Park	4,164	98	186	88	0	4,536	1,019	982	2,001
University of Maryland Eastern Shore	958	36	136	38	0	1,168	129	150	279
University of Maryland University College	325	17	0	514	0	856	108	84	192
University of Maryland University College (European Division)				0	0	0			0
Morgan State University	1,223	79	88	42	0	1,432	211	222	433
St. Mary's College of Maryland	378	7	18	7	0	410	125	107	232
<b>Four-Year Public Sub-total</b>	<b>16,494</b>	<b>583</b>	<b>886</b>	<b>1,272</b>	<b>577</b>	<b>19,812</b>	<b>3,981</b>	<b>3,893</b>	<b>7,874</b>

Table IXb. State Financial Aid Recipients FY 2007: Community Colleges and 4-Year Public Institutions

Institutions	Merit-Based			Unique Populations				
	Distinguished Scholar	DS Teacher	DSCCT	Total	Conroy	Teach for the Health of It	GEAR UP	Total
Allegany College of Maryland	0	0	0	0	2	0	0	2
Anne Arundel Community College	2	0	0	2	11	0	0	11
Baltimore City Community College	0	0	0	0	3	0	0	3
Carroll Community College	1	0	0	1	0	0	0	0
Cecil Community College	0	0	0	0	1	0	0	1
Chesapeake College	0	0	0	0	3	0	0	3
College of Southern Maryland	1	0	0	1	0	0	0	0
Community College of Baltimore County	4	0	0	4	5	1	1	6
Frederick Community College	2	0	1	3	0	0	0	0
Garrett College	0	0	0	0	0	0	0	0
Hagerstown Community College	0	0	0	0	0	0	0	0
Harford Community College	0	0	0	0	3	0	0	3
Howard Community College	2	0	0	2	1	0	0	1
Montgomery College	4	0	0	4	2	0	0	2
Prince George's Community College	0	0	0	0	3	0	0	3
Wor-Wic Community College	0	0	0	0	0	0	0	0
<b>Community Colleges Sub-total</b>	<b>16</b>	<b>0</b>	<b>1</b>	<b>17</b>	<b>34</b>	<b>1</b>	<b>1</b>	<b>35</b>
Bowie State University	1	0	0	1	10	0	0	10
Coppin State University	0	0	0	0	4	0	0	4
Frostburg State University	7	0	4	11	4	0	0	4
Salisbury University	19	4	13	36	3	0	0	3
Towson University	44	5	16	65	12	11	0	23
University of Baltimore	0	0	5	5	5	0	0	5
University of Maryland, Baltimore	1	0	6	7	1	3	0	4
University of Maryland Baltimore County	125	1	20	146	4	0	0	4
University of Maryland, College Park	722	11	23	756	18	0	0	18
University of Maryland Eastern Shore	0	0	0	0	1	0	0	1
University of Maryland University College	1	0	4	5	3	0	0	3
University of Maryland University College (European Division)				0				0
Morgan State University	2	1	1	4	1	0	0	1
St. Mary's College of Maryland	61	3	0	64	1	0	0	1
<b>Four-Year Public Sub-total</b>	<b>983</b>	<b>25</b>	<b>92</b>	<b>1,100</b>	<b>67</b>	<b>14</b>	<b>14</b>	<b>81</b>

Table IXb. State Financial Aid Recipients FY 2007: Community Colleges and 4-Year Public Institutions

Institutions	Career/Occupational		
	Firefighter	Christa McAuliffe	Nursing
Allegany College of Maryland	0	0	20
Anne Arundel Community College	13	0	34
Baltimore City Community College	1	0	4
Carroll Community College	2	0	6
Cecil Community College	0	0	9
Chesapeake College	3	0	10
College of Southern Maryland	5	0	10
Community College of Baltimore County	10	0	88
Frederick Community College	1	0	24
Garrett College	0	0	0
Hagerstown Community College	0	0	10
Harford Community College	0	0	37
Howard Community College	7	0	19
Montgomery College	3	0	54
Prince George's Community College	22	0	13
Wor-Wic Community College	1	0	55
<b>Community Colleges Sub-total</b>	<b>68</b>	<b>0</b>	<b>393</b>
Bowie State University	0	1	13
Coppin State University	0	1	45
Frostburg State University	0	1	0
Salisbury University	0	6	66
Towson University	0	15	53
University of Baltimore	0	0	0
University of Maryland, Baltimore	0	0	178
University of Maryland, Baltimore County	35	10	0
University of Maryland, College Park	10	24	0
University of Maryland Eastern Shore	0	5	0
University of Maryland University College	30	0	0
University of Maryland University College (European Division)			
Morgan State University	0	0	0
St. Mary's College of Maryland	0	1	0
<b>Four-Year Public Sub-total</b>	<b>75</b>	<b>64</b>	<b>355</b>

Table X. State Financial Aid Expenditures  
Number of Awards and Average Award: FY 2007

Program	Dollars	Number of Awards	Average Award
<b>Need-Based Aid</b>			
Guaranteed Access Grant	\$ 11,715,179	1,298	\$ 9,026
Educational Assistance Grant	60,540,506	26,992	2,243
Campus-Based Educational Assistance Grant	2,772,816	1,448	1,915
Part-Time Grant	5,773,994	9,428	612
Graduate and Professional	1,478,389	616	2,400
<b>Sub-Total</b>	<b>\$ 82,280,884</b>	<b>39,782</b>	<b>\$ 2,068</b>
<b>Legislative Aid</b>			
Senatorial	\$ 5,236,500	6,204	\$ 844
Delegate	5,752,430	6,059	949
<b>Sub-Total</b>	<b>\$ 10,988,930</b>	<b>12,263</b>	<b>\$ 896</b>
<b>Merit-Based Aid</b>			
Distinguished Scholar	\$ 3,687,000	1,253	\$ 2,943
Distinguished Scholar - Teacher	93,000	31	3,000
Distinguished Scholar - Community College Transfer	327,000	112	2,920
<b>Sub-Total</b>	<b>\$ 4,107,000</b>	<b>1,396</b>	<b>\$ 2,942</b>
<b>Career/Occupational Aid</b>			
Child Care Provider	\$ 58,375	55	\$ 1,061
Christa McAuliffe Teacher	971,946	89	10,921
Developmental Disabilities and Mental Health	745,197	372	2,003
Graduate Nursing Faculty Scholarship & Living Expenses Grant	188,531	15	12,569
HOPE Scholarship	33,000	15	2,200
HOPE Scholarship - Science and Technology	22,500	10	2,250
HOPE Scholarship - Teacher	937,500	212	4,422
Loan Assistance Repayment Program	2,419,890	559	4,329
Loan Assistance Repayment Program - Dent Care	230,993	7	32,999
Loan Assistance Repayment Program - PCS	556,135	22	25,279
Nursing Scholarship	2,350,709	892	2,635
Physical and Occupational Therapy	43,000	23	1,870
Reimbursement of Firemen	390,016	139	2,806
Optometry Tuition Reduction	148,950	18	8,275
William Donald Schaefer Scholarship	146,278	19	7,699
<b>Sub-Total</b>	<b>\$ 9,243,020</b>	<b>2,447</b>	<b>\$ 3,777</b>
<b>Unique Populations Aid</b>			
Tolbert	\$ 266,000	532	\$ 500
Conroy Memorial	489,752	108	4,535
GEAR UP Scholarship	1,283,439	443	2,897
Teach for the Health of It	369,766	81	4,565
<b>Sub-Total</b>	<b>\$ 2,408,957</b>	<b>1,164</b>	<b>\$ 2,070</b>
<b>Grand Total</b>	<b>\$ 109,028,791</b>	<b>57,052</b>	<b>\$ 1,911</b>

Source: MHEC Financial Aid Database

# Appendix I

## **Overview of State Financial Assistance Programs**

### Need-based Aid Programs

#### Howard P. Rawlings Program of Educational Excellence Awards

The Howard P. Rawlings Program of Educational Excellence Awards is the State's largest need-based program. It has two components: the Educational Assistance Grant and the Guaranteed Access Grant.

The Educational Assistance Grant is targeted to low- to moderate-income families and is based on financial need. Financial need is based on the cost of the college the student attends (includes: tuition and fees, room and board, books/equipment, transportation, personal expenses), the Expected Family Contribution (based on income, family size, number of children attending college), other grant or scholarship awards, and the Federal Pell Grant (if any). Financial need is calculated as follows:

Cost of Attendance

- Expected Family Contribution
- Applicable Other Grants and Scholarships (if any)
- Federal Pell Grant (if any)
- = Financial Need

The amount of the Educational Assistance Grant (EAG) is calculated by awarding a percentage of total financial need. New for the 2006-2007 academic year was that the type of institution determined the percentage of need. The percent of need for 2-year and 4-year independent institutions and 4-year public institutions is now 40%. The percent of need used in the calculation for community colleges is now 60%. The minimum EAG award is \$400 and the maximum award is \$3,000. A portion of the Educational Assistance Grant is now campus-based. These funds are given to a higher education institution for distribution to assist needy students who due to extenuating circumstances may have missed application deadlines. These students could be first-generation college students, students from low-income families, or students lacking support structures.

The Guaranteed Access Grant is for very low-income high school students and requires a 2.5 high school grade point average. The Guaranteed Access Grant covers 100% of the student need up to a maximum of \$14,300 for academic year 2008-2009.

A College Readiness Outreach program was established in statute in 2002 to allow ninth or tenth grade students to pre-qualify on the basis of financial need for a Guaranteed Access Grant. However, funding has not been provided to implement the program.

#### Part-Time Grant

The Part-Time Grant provides up to \$2,000 for part-time, needy, degree-seeking, undergraduate students. Funds are allocated to institutions of higher education for distribution based upon the number of undergraduate part-time students with financial need enrolled in degree-granting programs. Beginning in the 2006-2007 academic year, awards may range up to \$2,000 annually.

### Graduate and Professional Scholarship

The Graduate and Professional Scholarship provides up to \$5,000 to full-time and part-time graduate and professional students in nursing, pharmacy, dentistry, law, medicine, veterinary science, and social work. This program became decentralized beginning in academic year 2002-2003. Funds are allocated to eligible institutions that then select recipients.

### Early College Access Grant

The Early College Access Grant is designed to provide financial assistance for students dually enrolled in a secondary school in Maryland and an institution of higher education in Maryland. The grant ranges from \$200 to \$1,000 annually and priority is given to students who demonstrate financial need

## **Legislative Programs**

### Senatorial Scholarships

Each member of the State Senate may award \$34,500 in new scholarships each year. Combined with continuing awards, annual funding per legislative district totals \$138,000. Individual awards range from \$400 to \$9,000 per year at approved Maryland postsecondary institutions. Students must demonstrate financial need. Awards can be used out-of-state under certain circumstances.

### Delegate Scholarships

Each member of the House of Delegates may award scholarships to students attending approved Maryland postsecondary institutions. The minimum award is \$200. The maximum award may not exceed the cost of tuition and fees at the highest University System of Maryland campus excluding UMUC and UMB (\$9,000 for academic year 2008-2009). Awards can be used out-of-state under certain circumstances.

## **Merit-based Programs**

### Distinguished Scholar Program

The Distinguished Scholar Program is designed to keep exceptionally talented students in Maryland. It provides 350 students an award of \$3,000 each year for up to four years. National Merit Scholarship and National Achievement Scholarship finalists are offered the scholarship if they attend a Maryland college. Maryland high schools can nominate five juniors to audition in visual arts, instrumental music, vocal music, dance and drama. Individuals with a cumulative unweighted grade point average of at least a 3.7 may also apply. Awards are based on a ranking of applicants that combines grades and standardized test (SAT1, PSAT, or ACT) results.

### Distinguished Scholar Teacher Award

This program provides an additional award of \$3,000 per year to encourage recipients of the Distinguished Scholar award to teach in a Maryland public school. Recipients are required to teach one year for each year the scholarship is received. Only renewal awards continue to be made under this program. Beginning with the 2007-2008 academic year, this program was consolidated into the new Workforce Shortage Student Assistance Grant Program.

### *Distinguished Scholar Community College Transfer Program*

During the 2005 General Assembly, legislation passed that requires the Office of Student Financial Assistance to implement a Distinguished Scholar Community College Transfer Program. The purpose of this program is to identify Maryland students who are attending Maryland community colleges and provide them with an incentive to continue their education at a Maryland 4-year college or university. The program provides \$3,000 per year and awards are based on students having at least a 3.0 cumulative grade point average.

## **Career and Occupational Programs**

### *Hope Scholarship Program*

In 2004, the Governor and the General Assembly approved a proposal to shift more funding to need-based aid. As a result, the Hope Scholarship Program ceased awarding new applicants. Effective in the 2008-2009 academic year, the program is completely phased out. The 2007-2008 year was the last year of renewals in the Maryland Teacher Scholarship component of the program. The Hope Scholarship Program as originally established was comprised of four programs: Maryland Science and Technology Scholarship, Maryland Teacher Scholarship, Maryland HOPE Scholarship, and HOPE for Nontraditional Students - Community College Transfer Scholarship.

### *Sharon Christa McAuliffe Memorial Teacher Education Award*

The Sharon Christa McAuliffe Memorial Teacher Education Award provides assistance to students pursuing a career in public school teaching in an area of critical shortage. Students must have a 3.0 grade point average and have completed at least 60 credit hours. The maximum award may not exceed the amount of tuition, mandatory fees, and room and board for a student at the University System of Maryland campus with the highest cost of attendance, excluding UMUC and UMB (\$17,700 for academic year 2008-2009). Recipients are required to work in Maryland one year for each year of assistance received. Only renewal awards continue to be made under this program. Beginning with the 2007-2008 academic year, this program was consolidated into the new Workforce Shortage Student Assistance Grant Program.

### *Child Care Provider*

The Child Care Provider Program provides scholarships to students pursuing a career in child care services. Awards are provided for tuition up to \$2,000 per year and recipients are required to provide childcare services in Maryland one year for each year a grant is received. Only renewal awards continue to be made under this program. Beginning with the 2007-2008 academic year, this program was consolidated into the new Workforce Shortage Student Assistance Grant Program.

### *Developmental Disabilities, Mental Health, Child Welfare, and Juvenile Justice Workforce Tuition Assistance Program*

This program provides funds to students pursuing an undergraduate or graduate degree in a human service field. Students will be required to work at an eligible employment site in a human services occupation for a specified number of hours dependent on the total amount of funds received. Award amounts may be up to \$3,000 annually. Only renewal awards continue to be made under this program. Beginning with the 2007-2008 academic year, this program was consolidated into the new Workforce Shortage Student Assistance Grant Program.

### *Nursing Scholarship*

The Nursing Scholarship provides funds to students pursuing a career in nursing. Awards are provided for tuition and mandatory fees up to \$3,000 annually and recipients are required to serve in a nursing shortage area in Maryland one

year for each year a grant is received. Only renewal awards continue to be made under this program. Beginning with the 2007-2008 academic year, this program was consolidated into the new Workforce Shortage Student Assistance Grant Program.

#### *Physical and Occupational Therapists and Assistants Scholarship Program*

The Physical and Occupational Therapy Program provides scholarships to students pursuing licensure as a physical therapist, occupational therapist, physical therapy assistant, or occupational therapy assistant. Awards are provided for tuition and fees of up to \$2,000 annually and recipients are required to work in certain physical or occupational therapy fields for one year for each year a grant is received. Only renewal awards continue to be made under this program. Beginning with the 2007-2008 academic year, this program was consolidated into the new Workforce Shortage Student Assistance Grant Program.

#### *Workforce Shortage Student Assistance Grant Program*

This program consolidates seven of OSFA's career/occupational scholarship programs. The Sharon Christa McAuliffe, Physical and Occupational Therapists, Distinguished Scholar Teacher, Child Care Provider, William Donald Schaefer, State Nursing and Developmental Disabilities Scholarship programs were consolidated as a result of HB 988, which passed during the 2007 General Assembly session. An Advisory Council has been appointed to look at workforce shortage areas biennially. Students are awarded set award amounts that range from \$1,000 - \$4,000 annually and service obligations are standard among the shortage areas.

#### *Charles W. Riley Fire and Emergency Medical Services Tuition Reimbursement Program (formerly Firefighters, Ambulance and Rescue Squad Member Tuition Reimbursement Program)*

The Charles W. Riley Fire and Emergency Medical Services Tuition Reimbursement Program provides tuition reimbursement for firefighters, ambulance and rescue squad members who serve a Maryland community while taking college courses and continue to serve for another year after completing the courses. The courses must be in fire service technology or emergency medical technology. Awards may be up to \$6,776 for academic year 2008-2009.

#### *Janet L. Hoffman Loan Assistance Repayment Program (LARP)*

The Janet L. Hoffman Loan Assistance Repayment Program (LARP) provides awards to individuals working in specified fields to assist in the repayment of educational loan debt. The LARP General program will provide up to \$10,000 annually for lawyers, nurses, nurse faculty, physical and occupational therapists, social workers, speech pathologists, and teachers in Title I Schools or those designated for improvement who work for Maryland State, local government or nonprofit agencies.

#### *Loan Assistance Repayment Program for Primary Care Physicians and Dentists (LARP-PCS and MDC-LARP)*

The Loan Assistance Repayment Program Primary Care Services (LARP-PCS) provides between \$25,000 and \$30,000 annually for primary care physicians and primary care medical residents who serve as full-time primary care physicians in underserved areas in Maryland for two to four years. The Maryland Dent-Care Loan Assistance Repayment Program (MDC-LARP) provides up to \$30,000 annually to dentists who maintain at least 30% of their patient population as Maryland Medical Assistance Program recipients.



### Teach for the Health of It

Teach for the Health of It is a scholarship program with two components. The first component is designed to place Master's prepared Registered Nurses into nursing faculty positions as soon as possible, and the second component is to offset the Registered Nurse vacancies caused by the healthcare employer's release of nurses to become faculty members. Scholarships of up to \$10,000 are available for Master's prepared Registered Nurses to obtain any additional credentials necessary to become nursing program faculty members, as well as students that are enrolled in nursing education programs. This program has been completely phased out as of FY 2008.

### Optometry Tuition Reduction Program

This program provides tuition assistance to Maryland residents attending the Pennsylvania College of Optometry, through an interstate compact between the State of Maryland and the College. Five students in each class may receive up to \$8,275 each year. Students may renew awards up to three years and are required to work in Maryland one year for each year of assistance received.

### Graduate Nursing Faculty Scholarship and Living Expenses Grant

The purpose of the Graduate Nursing Faculty Scholarship Program is to increase the number of qualified bedside nurses in Maryland hospitals through Statewide Initiatives administered by the Maryland Higher Education Commission (MHEC) on behalf of HSCRC. The Graduate Nursing Faculty Scholarship and Living Expenses Grant is one of the Statewide Initiatives. Students may receive up to \$13,000 per year in the scholarship portion of the program and up to \$25,000 per year in the living expenses portion of the program.

## **Unique Population Programs**

### Jack F. Tolbert Memorial Student Grant Program (Tolbert Grant)

The Tolbert Grant Program provides awards of up to \$500 to students attending a private career school. Awards are made based on need and students must be enrolled in at least 18 clock hours per week.

### Edward T. Conroy Memorial Scholarship Program

The Edward T. Conroy Memorial Scholarship Program provides up to the full cost of tuition and fees based on the University System of Maryland campus with the highest cost of attendance excluding UMUC and UMB. The maximum award for the 2008-2009 academic year is \$9,000. To be eligible a student must be:

- the son or daughter of a member of the United States Armed Forces who died as a result of military service or who suffered a service connected 100 percent permanent disability as result of military service;
- a veteran who suffers a service-connected disability of 25 percent or greater, as a result of military service, and has exhausted or is no longer eligible for federal veterans' educational benefits;
- the son, daughter, or surviving spouse of a victim of the September 11, 2001 terrorist attacks who died as a result of the attacks on the World Trade Center in New York City, the attack on the Pentagon in Virginia, or the crash of United Airlines Flight 93 in Pennsylvania;

- a POW/MIA of the Vietnam Conflict or his/her son or daughter;
- the son, daughter or surviving spouse (who has not remarried) of a state or local public safety employee or volunteer who died in the line of duty or who was 100 percent disabled in the line of duty; or
- a State or local public safety employee or volunteer who was 100 percent disabled in the line of duty.

### Tuition Waiver for Foster Care Recipients

The Tuition Waiver for Foster Care Recipients provides tuition waivers for those students residing in an out-of-home placement at the time of their high school graduation or upon completion of their GED or those residing in an out of home placement on their 14<sup>th</sup> birthday who were adopted after their 14<sup>th</sup> birthday. The Department of Human Resources confirms student eligibility for the waiver. All other forms of grant or scholarship financial assistance must be applied to tuition before the waiver (Pell, State financial aid programs, etc). Students must attend a public institution to be eligible.

### GEAR UP Scholarship

The GEAR UP Scholarship Program is to provide funding to full- or part-time students who have participated in an early intervention program funded under the Maryland “Gaining Early Awareness and Readiness for Undergraduate Programs” (GEAR UP) state grant between the 1999 - 2000 academic year and the 2006-2007 academic year. The purpose of the GEAR UP Program is to prepare and motivate low-income middle-to-high school students to participate and succeed in postsecondary education and to assist them in paying the expenses associated with college. The overall goal is to increase the percentage of students, especially African-American students, enrolling in accredited two- or four-year colleges or universities following high school graduation. Students must apply each year for the scholarship.

### Veterans of the Afghanistan and Iraq Conflicts Scholarship

This program is designed to provide financial assistance to United States armed forces personnel who served in the Afghanistan or Iraq Conflicts, and their sons, daughters, or spouses attending a Maryland postsecondary institution. The annual award may not exceed 50% of the equivalent annual tuition and mandatory fees and room and board of a resident undergraduate at a four-year public institution of higher education within the University System of Maryland, other than the University of Maryland University College and the University of Maryland, Baltimore, with the highest annual expenses for a full-time resident undergraduate. The maximum award for the 2008-2009 academic year is \$9,026.