

# MICUA

Maryland Independent College  
and University Association

**Budget Presentation  
to the  
Maryland Higher  
Education Commission**

Wednesday, September 22, 2021

Sara Fidler  
President of MICUA  
[sfidler@micua.org](mailto:sfidler@micua.org)





# MICUA State-Aided Member Institutions

Capitol Technology University

Goucher College

Hood College

Johns Hopkins University

Loyola University Maryland

Maryland Institute College of Art

McDaniel College

Mount St. Mary's University

Notre Dame of Maryland University

St. John's College

Stevenson University

Washington Adventist University

Washington College



# Dealing with COVID in Academic Year 2020-2021

- **Fall 2020:** Eight MICUA institutions offered only virtual instruction and five institutions provided an in person de-densified socially-distant residential college experience
- **Spring 2021:** Two MICUA institutions offered only virtual instruction and eleven institutions provided an in person residential college experience
- During this time, enrollment and auxiliary revenues declined, and while federal and state support helped, **losses from summer 2020 totaled over \$50 million and from fall 2020 totaled over \$150 million**

# COVID-Related Losses and Expenses

- The cancelation of campus events such as summer camps and other sporting, recreational, and social gatherings;
- Declined auxiliary service revenues;
- Declined charitable giving;
- Declined enrollment;
- The provision of personal protective equipment;
- Deep cleaning supplies and contracts;
- HVAC upgrades; and
- Medical supplies, equipment, and quarantine space.



# Fall 2021 Operations: Vaccinations for Students

- All of the MICUA institutions are providing an in person residential college experience
- **Requiring vaccinations for students:** Almost all MICUA institutions are requiring that students be vaccinated, but for bona fide religious or medical exemptions
- A few schools are allowing only vaccinated students to live in residence halls
- **Vaccination rates for students:** Well above 90%; on some campuses, the only unvaccinated students are those who have received exemptions



# Fall 2021 Operations: Vaccinations for Faculty and Staff



- **Requiring vaccinations for faculty and staff:**  
About half of the MICUA institutions are requiring that faculty and staff be vaccinated
- Most of those that are not requiring vaccination are strongly encouraging or incentivizing it
- **Vaccination rates for faculty and staff:**  
Almost all above 90%

# Fall 2021 Operations: Testing, Masking, and Distancing

- **Testing:** Most MICUA schools are offering testing on campus and are testing on a weekly or twice-weekly basis. A few schools are testing both vaccinated and unvaccinated individuals.
- **Masking:** Almost all of the MICUA schools are requiring masking indoors and a few are requiring masking outdoors.
- **Social distancing:** Several MICUA schools are requiring distancing indoors and a few are requiring distancing outdoors for unvaccinated people.
- All MICUA schools are following the guidance of local health departments and the Centers for Disease Control and Prevention.

# Geographic Regions Covered

*Public universities are NOT located in every geographic region of the State. MICUA member institutions deliver educational services at **180 geographic locations** in Maryland.*



*Six MICUA institutions are **ANCHOR INSTITUTIONS** located in Maryland counties with no public university.*



# MICUA Net Tuition

## **Net Price at Private Non-Profit Institutions**

**US Median = \$22,418**

**US Average = \$23,246**

**MICUA Average = \$27,985**

# MICUA Student Demographics

MICUA members serve just under **55,000 students** annually

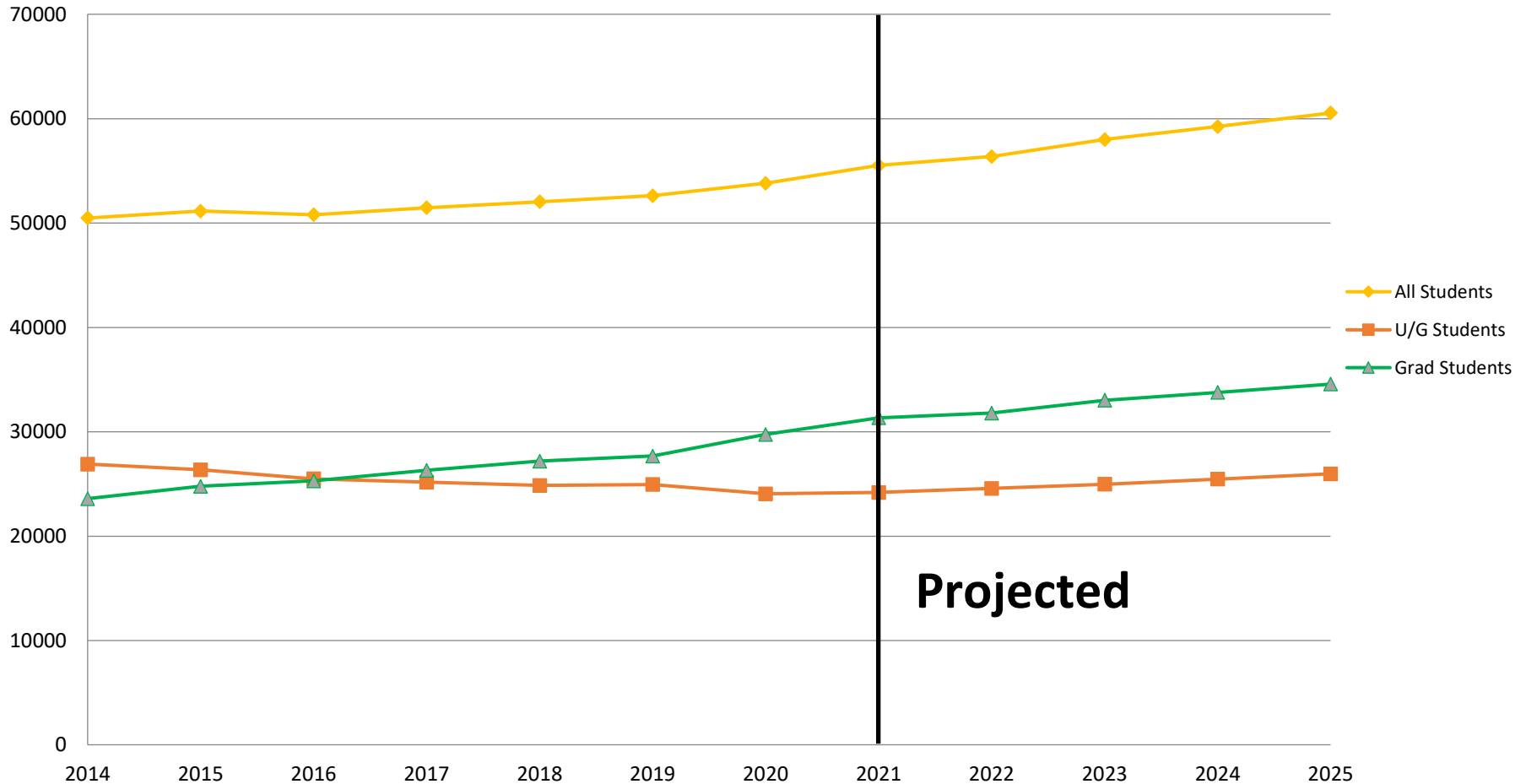


## MICUA Institutions:

- 1 in 3 (34%) students is an **underrepresented minority student**
- Almost half (44%) are **students of color**
- 1 in 4 (24%) students is a **low-income student**
- 1 in 6 (15% of) new undergraduate students are **transfer students**
- An increasing number of students are **adult learners**

# Trends in Opening Fall Headcount Enrollment at MICUA State-Aided Institutions

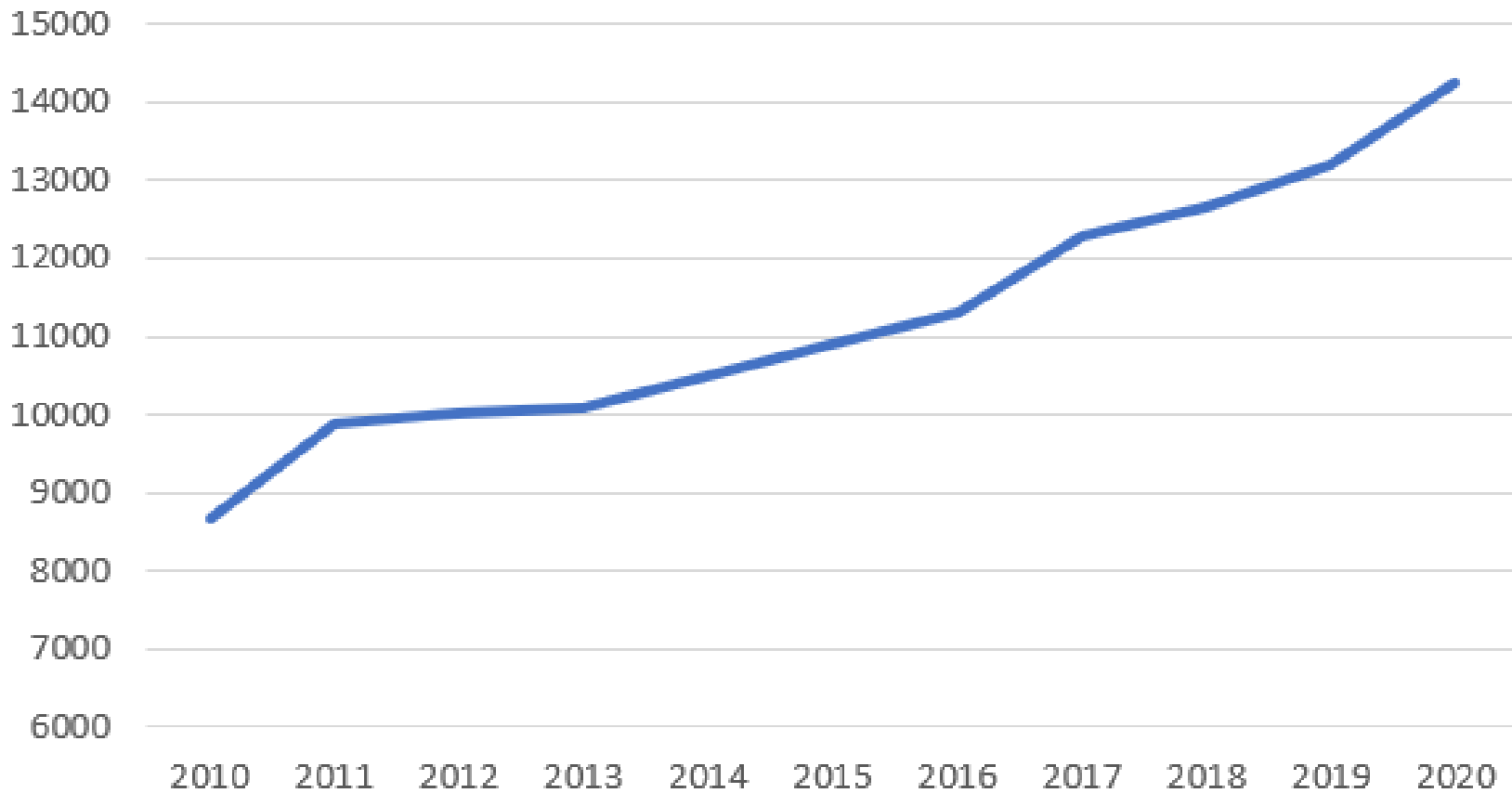
Actual and Projected







# Underrepresented Minority Students Enrolled at MICUA Institutions (Fall Headcount)

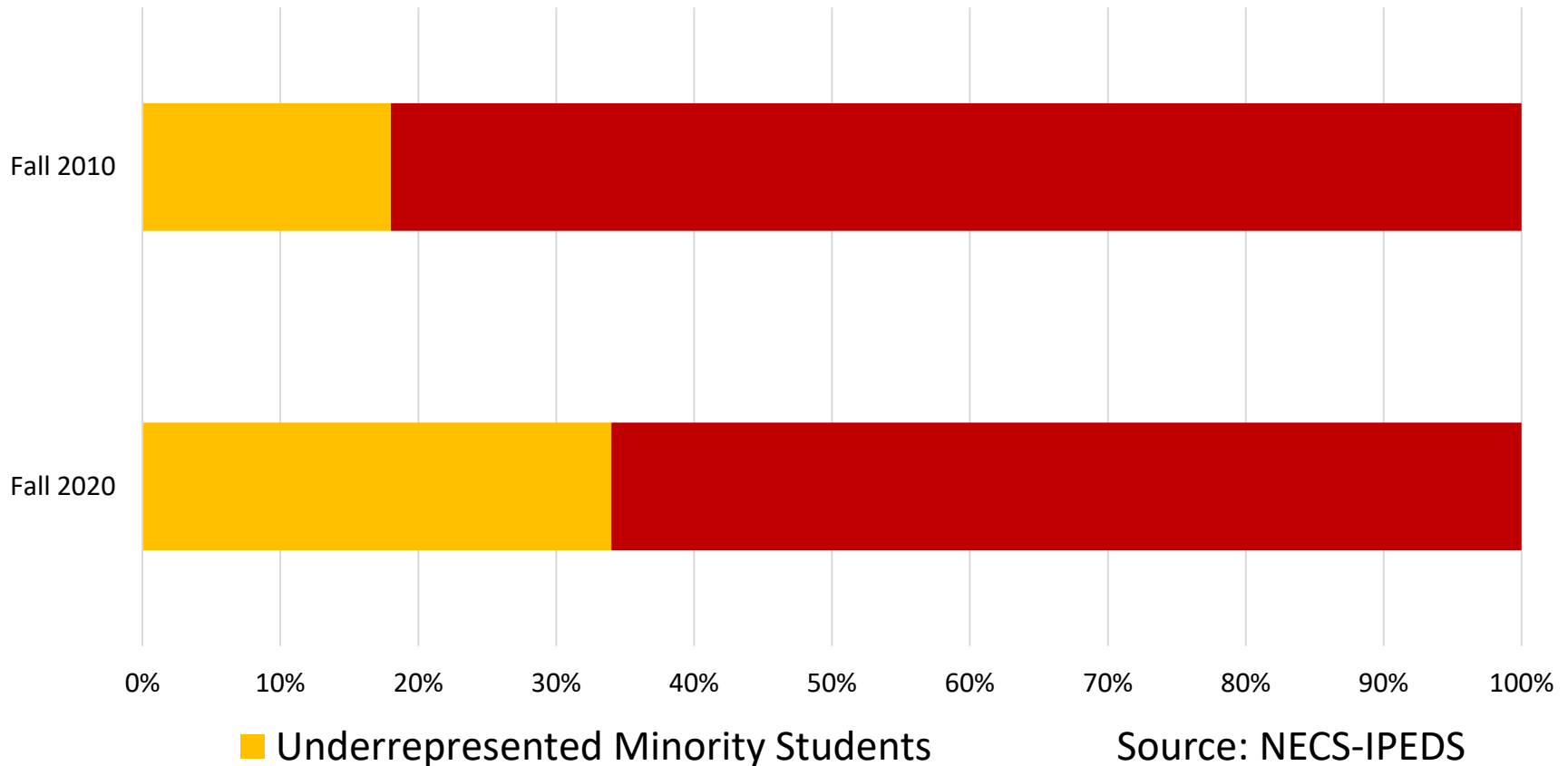


Source: IPEDS

— Total Underrepresented Minorities

# Remarkable Growth in Diversity

## 89% Increase in Undergraduate Underrepresented Minority Students Since 2010



# Serving Minority Students

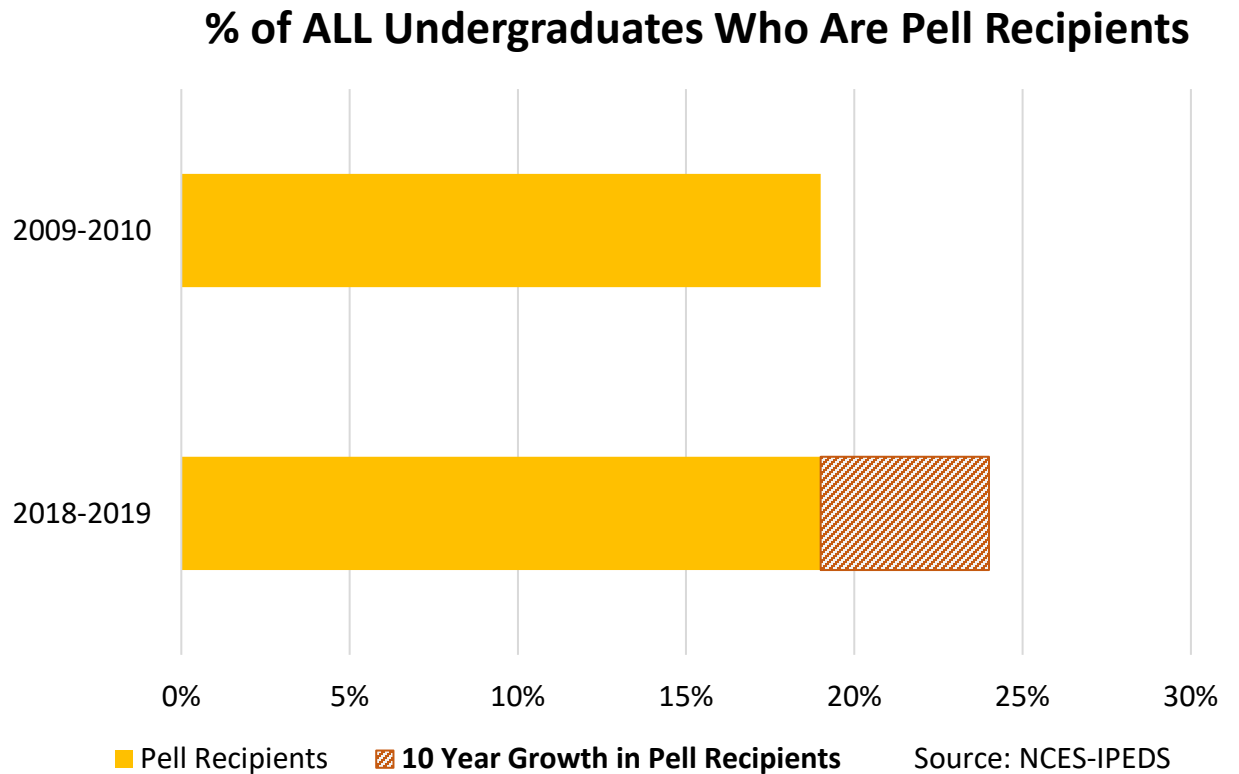
- 5 MICUA member institutions have majority minority undergraduate student bodies
- 10 MICUA member institutions enjoy undergraduate minority representation of 30% or more





# Increasing Access for Lower Income Students

**24%**  
**Growth in Enrollment of Students Who Are Pell Grant Recipients**



# MORE Academic Programs Offered

*Maryland's Independent Colleges and Universities offer  
Nearly **1,700** approved academic programs*

636 – Bachelor's Degrees

586 – Master's Degrees

156 – Doctoral Degrees

30 – Undergraduate Certificates

267 – Graduate Certificates



# Examples of Recently Launched Academic Programs

Counterterrorism

Gender and Health

Esports Management

Product Management

Educational Leadership

Applied Behavior Analysis

Professional Trades Administration

Financial Cybersecurity

International Business

Physician Assistant

Creative Writing

Medical Physics

Finance



# Innovative Practices at MICUA Institutions

- Partnerships with Community Colleges to promote transfer pathways
- Partnerships with Historically Black Colleges and Universities (HBCUs)
- Partnerships with local communities and health systems to fight the ongoing pandemic
- JHU Amazon Portal
- St. John's College Tuition Reset
- Coalition for College Cost Savings
- CBIZ Consortium
- Title IX Services Collective
- Guaranteed Access Partnership Program (GAPP)

# Retention & Graduation Rates

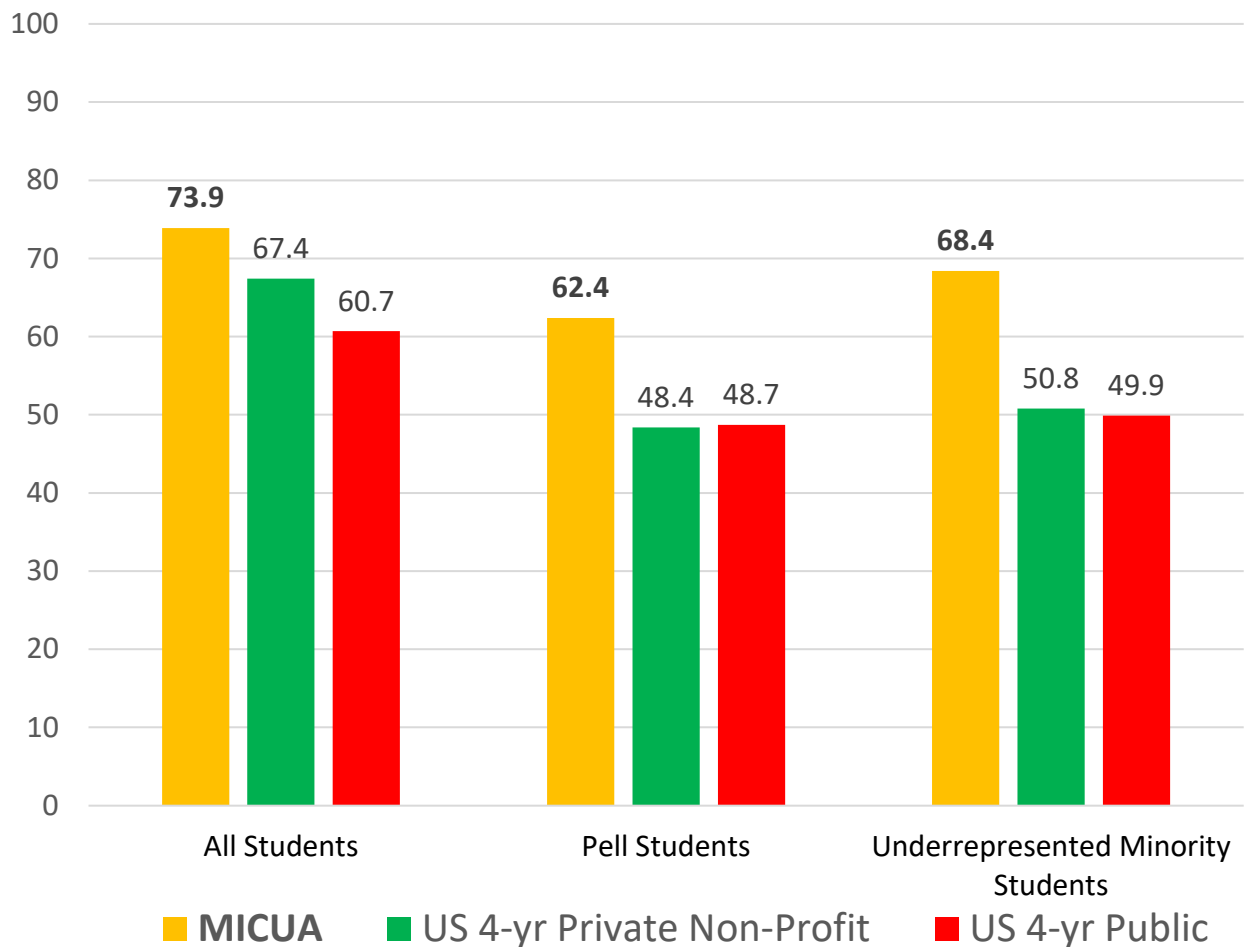
82% — Retention rate for undergraduate students

74% — FT/FT freshmen enrolled at a MICUA institution graduate from that same MICUA institution within six years

87% — FT/FT freshmen who first enroll at a MICUA institution graduate from that same MICUA institution or a transfer institution within six years



# 6-Year Graduation Rate of Pell Grant Recipients and Underrepresented Minorities at MICUA Institutions Surpasses the Overall National Average



**74% of FT/FT  
freshmen  
graduate**

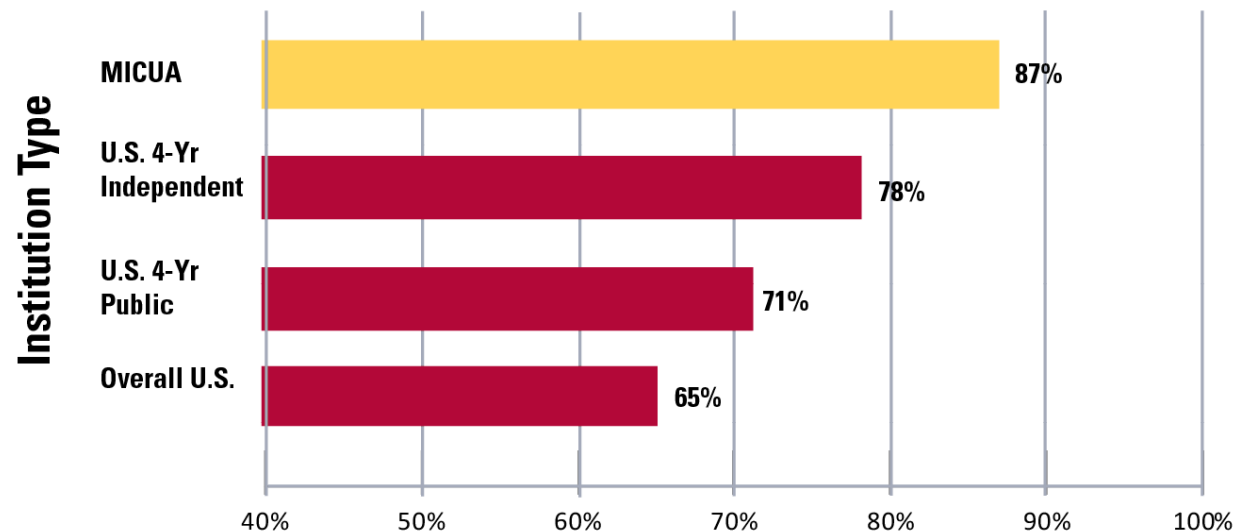
*from a MICUA  
institution  
within 6 years*

# MICUA has the **HIGHEST** graduation rates nationally

**87% of FT/FT  
freshmen  
graduate**

*from a MICUA  
institution or a  
transfer  
institution  
within 6 years*

6-year Graduation Rates for First-time Full-time (FT/FT)  
Degree Seeking Students



*Note: Totals include completion at transfer institution  
(National Student Clearinghouse, 2020)*



# Degrees Awarded by MICUA State-Aided Institutions

<b>Field</b>	<b>Cumulative over 2016- 2020</b>
All	75,214
Nursing	4,243
Engineering	5,822
Cybersecurity	630
STEM	20,203



# MICUA Graduate Earnings

## Maryland Top Five Payscale 2020-2021 Rankings of All-Alumni

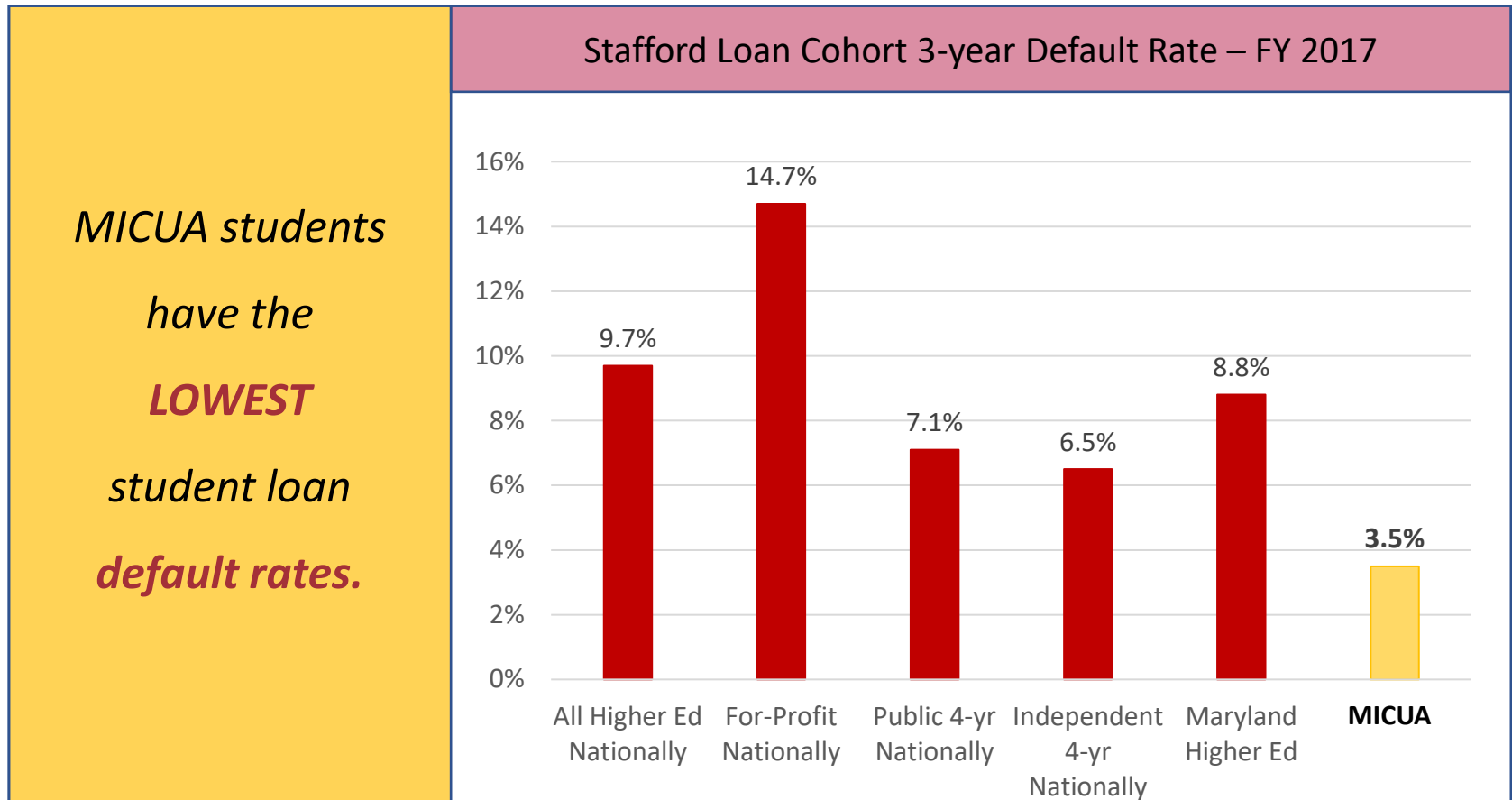
---

### Mid-Career Earnings of Graduates

- #1 United States Naval Academy
- #2 Johns Hopkins University
- #3 Loyola University Maryland
- #4 Capitol Technology University
- #5 University of Maryland College Park

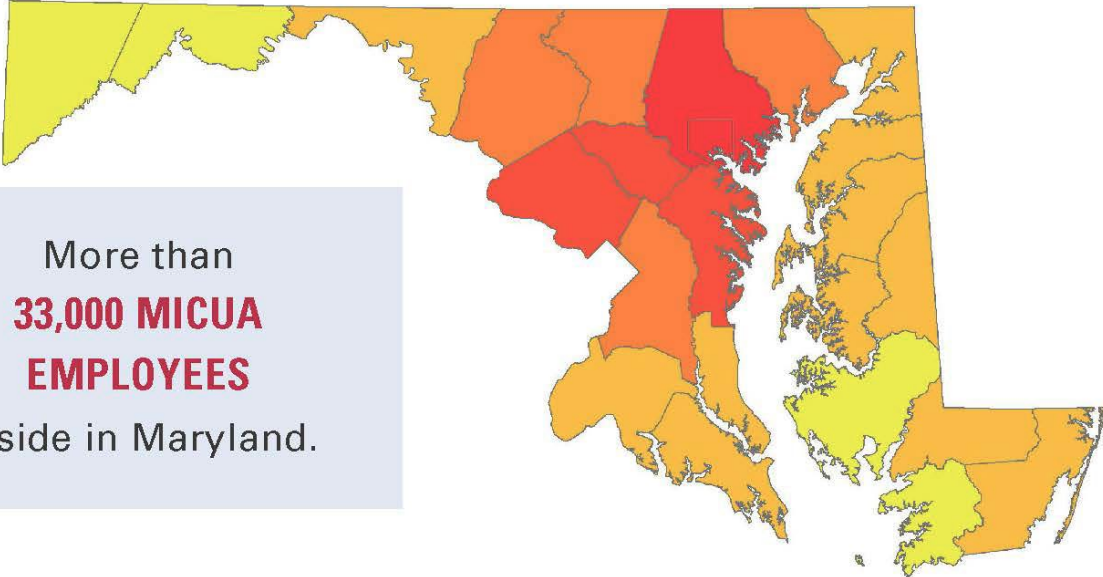
# Default Rates on Student Loans

*Graduating sooner means less debt and earlier access to earnings.*



# MICUA institutions contribute \$2.8 billion in salaries and wages to Maryland's economy

## MICUA Statewide by County Locations for Alumni, Students, and Employees.



More than **33,000 MICUA EMPLOYEES** reside in Maryland.



Total Count for Maryland Alumni, Students, and Employees by County

1 - 510	25,406 - 42,919
511 - 5,132	42,920 - 101,935
5,133 - 25,405	

**Sources:**  
Maryland Independent College and University Association Institutions



# MICUA Requests for FY 2023



**Sellinger Program**

**Capital Grants**

**Student Financial Aid**

# Sellinger Estimate for FY 2023

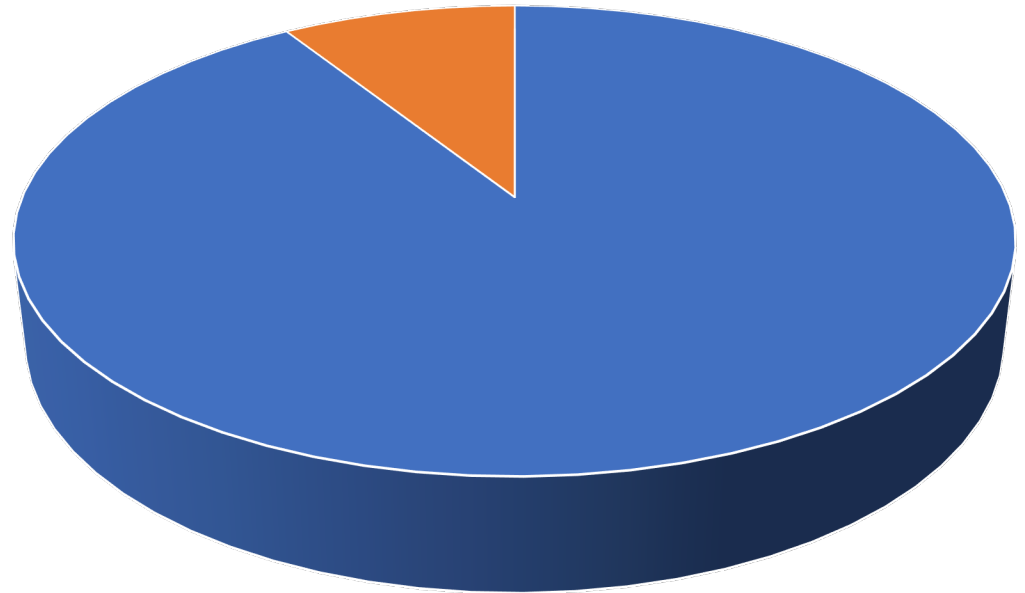


Eligible Institutions	FY 2023 Projection
	Estimated State Aid
Capitol Technology University	\$971,934
Goucher College	\$2,988,489
Hood College	\$2,990,566
Johns Hopkins University	\$46,445,145
Loyola University Maryland	\$9,627,960
Maryland Institute College of Art	\$3,480,686
McDaniel College	\$5,067,347
Mount St Mary's University	\$4,450,543
Notre Dame of Maryland University	\$2,679,048
St John's College	\$1,065,389
Stevenson University	\$6,431,793
Washington Adventist University	\$1,439,210
Washington College	\$2,460,986
<b>TOTAL</b>	<b>\$90,099,100</b>
<b>GRANT PER FTE</b>	<b>\$2,077</b>

# FY 2021 Sellinger Utilization of Funds



9% Other Access, Success,  
and Innovation Programs




91% Financial Aid

# MICUA Return on Investment

 **3%** of State funding for higher education

 **16%** of all college students in Maryland

 **26%** of all degrees conferred  
By Maryland four-year institutions

***MORE for Maryland  
LESS cost for taxpayers***



# MICUA Capital Grants

MICUA coordinates the capital budget requests:

- Maintains stringent eligibility criteria to constrain requests
- Limits how often an institution may request funds
- Caps the amount an institution may request in any year
- Requires approval by institution's governing board
- Reviews all projects for readiness
- Prioritizes projects based on State and institutional needs

# MICUA Capital Request for Fiscal 2023

## *\$11.3 Million MICUA Capital Budget Request*

**Hood College**: \$5 million request to renovate the Hodson Science and Technology Center to accommodate growth in STEM programs. The 32,000 gross square foot addition has a total cost of \$20.1 million.

**McDaniel College**: \$1.3 million request to create synergy and connect academic spaces between the McDaniel main campus and the McDaniel Environmental Center. The total cost of these improvements, which encompass 7,577 gross square feet, is \$2.7 million.

**Stevenson University**: \$5 million request to construct a 45,000 gross square foot building to house a black box theater, scene shop, student classrooms, and administrative and support space. The total cost of the project is \$12.7 million.

*The \$11.3 million State investment in these projects will leverage over \$35 million in private resources and support 255 construction jobs.*

# GAPP Bridges the Gap in College Access and Affordability

**Since 2017  
GAPP has  
MATCHED \$45  
MILLION  
for Maryland  
students**

School Year	Guaranteed Access Grants Awarded	GAPP Funding (Millions)
2017-2018	613	\$11.2
2018-2019	526	\$10.6
2019-2020	604	\$11.3
2020-2021	639	\$12.0
<b>Total</b>	<b>2,382</b>	<b>\$45.1</b>

Source: MHEC

# Student Financial Aid

## MICUA Financial Aid for **Maryland Students (2020-2021)**:

- \$54 million (91%) of Sellinger Program funding
  - \$320 million in institutional based aid

## NASSGAP – State Grant Aid per Undergraduate Student (2018-2019):

- Maryland (5% of total support) = **\$477 (30<sup>th</sup>)**
- National Average (13% of total support) = **\$930**
- Best State – Georgia (24% of total support) = **\$2,368**



**THANK YOU!**



**MICUA**

Maryland Independent College  
and University Association